



**Gulf Swimming, Inc.
Gulf Swimming House of Delegates Meeting
January 28, 2015**

Reminder: Special House of Delegates Meeting
Saturday, March 7, 2015 **1:00 PM**

Reminder: Next Technical Planning Committee Meeting
Wednesday, April 1, 2015 **8:00 PM**

Henry Clark, General Chairman, called the Gulf Swimming Board of Directors meeting to order at 8:00 PM in the DADS Club meeting room 1006 Voss Rd. Houston, TX. 77055.

The following board members were present:

Henry Clark	Jason Wedlick	Anna Tarka	Tim Bauer
Tom Hasz	Charlie Fy	Jennie Shamburger	Eddie Adams
Joel Beard	Rey Aguilar	Alicia Finnigan	Jim Crampton
Falon Hopkins	Travis Sandier	Paige Sikkema	

A quorum was present.

Coaches and or team reps from the following teams were present:

AGS, BTA, CFSC, DADS, ESA, FCST, HCAP, HSC, KATY, LSST, MAC, MARC, NOCH, PEAK, PACK, RICE, SHRK, SPA, SSAN, TTST, TWST, WHAT

The House of Delegates Meeting Minutes from September 24, 2014 were approved as read.

OFFICER REPORTS
GENERAL CHAIRMAN

Henry Clark

LSC Board of Review has been reduced to the Administrative Board of Review. There is a Zones sanctions appeal process in place. Our appointees to the Zone Board of Review are Herb Schwab, Sean Dormiani, and Mark Boerner.

ADMINISTRATIVE VICE CHAIR

Jason Wedlick

Fines are out. Each team has a drop box so that they can see their individual report for each fine for each meet. Currently working on the January meets.

SECRETARY

Anna Tarka

No Report.

FINANCE VICE CHAIR

Tim Bauer

See attached. Motion to approve the budget. Discussion: Paid administrator position – are pay roll taxes included in the budget? Henry says yes. Tom says there are 2 other items up for discussion: Equipment budget and Diversity Camp Travel. Eddie asks to increase equipment budget to \$15,000 for the year. Motion passes to approve budget.

Reimbursements for National level meets is ready to be posted on the Gulf Website. Futures has been included for travel. Motion to approve travel numbers: Motion passes to approve the travel numbers.

TREASURER

Tom Hasz

See attached. Year –end financial report.

SENIOR VICE CHAIR

Charlie Fry

We are all up to date as far as travel for the winter. Thinking ahead for the speaker for the banquet this year – do we want to use the same company or do we want to use an alternate avenue? Budget for speaker is roughly \$18,000. Discussion is around possibly securing a swimmer with gulf ties like Camille Adams. Motion to pursue Camille first, and then other options. Amendment to motion: Camille will be placed at the top of the list among 5 other athletes and then let Charlie decide. Amendment to the motion passes. Amended motion passes.

AGE GROUP VICE CHAIR

Jennie Shamburger

NACC: Meeting with coaches will occur next week via conference call to set up this year's logistics and plan. There is a commitment from the host to house athletes at UCSD and it will be \$72 a day including meals. Budget for the NACC is \$50,000.

ATHLETE REGISTRATION COORDINATOR

Annette Leach

Not present. See attached. Discussion: How much growth did we have from last year to this year? Jason says that we have actually lost athletes this year. It's beginning of the year, so numbers should continue to go up.

NON-ATHLETE REGISTRATION COORDINATOR

Eddie Adams

See attached. Before contacting Eddie, please check your DeckPass and it is directly linked to SWIMS. USA Swimming now has a courtesy email and text to let you know when your credentials are expiring. There is a 30 day notice and a 10 day notice. Herb asked if DeckPass will actually work for officials too. In theory, it should.

OFFICIALS CHAIR

Rick Tobin

Not Present. There are a fair number of officials whose registrations or certifications are going to expire soon. Rick is contacting them to make sure everything gets renewed. Teams should check with their officials.

TECHNICAL PLANNING COMMITTEE CHAIR

Joel Beard

1. Motion made to approve to increase the fees for the April Open and Short Course Champs III Meet for TWST to \$7.50 for individual events and \$15.00 for relays and \$2.00 surcharge. Seconded and open for discussion. Amendment made that April Hosts may set their own meet fees for the April Open Meet. Amendment is seconded. Amendment does not pass. Amendment to the motion made to accept TPC's recommendation of fees for TWST meets and then form a committee to look into any possible increases of surcharges based on the economics of today. Amendment passes. Motion passes.

2. Motion to approve moving TWST April Open Meet to April 24-26, not do central receiving for that meet, and assign teams based on numbers from the last two years. Motion seconded. This is the same weekend as the national Open Water Meet, so Jason says to ask Joel for earlier meet preference. Amendment made that before Joel sets the meet hosts, he contacts teams to see if they are coming to the April meet and uses data to break teams out evenly. Seconded. Jason would like to amend the amendment that a teams can be given a consideration to which meet they would like to attend based on their set schedule. Seconded. Amendment to the amendment passes. Amended amendment called to question. Amended amendment passes. Motion passes.

3. Motion made to approve updating December Gulf Champs time standards to make it closer to 600 swimmers for the meet. Motion tabled.

4. Motion made to change December 2015-2016 meet schedule where Fall Champs to be an 11-14 meet, there are not qualifying time for Gulf Champs right now and allows

15&overs with 2 BB times or less, 8&under meet will become a 10&under meet (8&unders would be one session only on Saturday) and 9-10s would swim both days. Point of clarification: Fall Champs would fall on top of Senior Champs, and Age Group Champs would fall on top of 10&under meet. 3 event rule would be used to determine where to send swimmers. Motion called to question: motion fails. Short course schedule is voted down and will go back to TPC.

5. Motion made to move B&Under Summer Champs to the weekend of TAGS (July 23-24), moving the Age Group Champs meet to two sites, and then the following weekend there would be one Summer Gulf Champs meet (one site). Gilbert motions to table the long course schedule. Jason seconds it. Discussion ensues. Tabling of the motion passes.

6. 2015 Long Course Time Standards need to be approved for this summer. Motion made to approve these time standards adjusted by Joel. Motion seconded. Motion passes.

SAFETY COORDINATOR

Matt Wagner

Not Present. Henry provided data showing the outline of injuries. Accidents most likely happen at meets, in the water and on the deck.

PAST GENERAL CHAIR

Herb Schwab

No Report.

ATHLETE REPRESENTATIVES

Alicia Finnegan/Sean Dormiani No Report.

COACH REPRESENTATIVE

Rey Aguilar

There should be a list of Red Cross instructors that can certify instructors. It should be available on the Gulf Website. Email Rey or Shannon if you would like to be added to the list.

Coaches came up with a committee today to help determine and help with the financial liability that teams incur during a meet. Motion made that the committee developed by the coaches to also be the committee in charge of the surcharge. Motion seconded. Motion passes.

Coach's Clinic: Set for 10-12 of April at the Courtyard Marriot in Galveston. 3 speakers have been confirmed and working on solidifying the 4th speaker. Fee is \$35 per coach and registration will be open through March 20th. Fee goes up to

\$50 after and no registration will be accepted after March 31st.

REPORTS OF COMMITTEES AND COORDINATORS

SANCTIONS COORDINATOR

Herb Schwab Still waiting on 3 meet announcements for short course.

NTV/RECORDS COORDINATOR

Rick Kehlenbach Not Present. Make sure to get request for observation to Rick Kehlenbach for District and Region meets so that the times can go into the SWIMS Database. It is the meet director's responsibility.

DISABILITY SWIMMING COORDINATOR

Matt Sale Not present.

COMPUTER INFORMATION SYSTEM COORDINATOR

Shannon Clark Not present.

EQUIPMENT COORDINATOR

Eddie Adams We have 2 Colorado consols that are at Colorado right now (6 years old) and it will cost around \$2500 to repair them. New systems are \$3000, and the repairs for the old ones only have the 90 day warranty.

CLUB DEVELOPMENT LIASON

Mike Nordmann No report.

PUBLICITY COORDINATOR

Beau Caldwell No report.

DIVERSITY COORDINATOR

Gilbert Legaspi The link for the National Select Camp in Colorado Springs has been send to Rey and Shannon.

OPEN WATER COORDINATOR

Seth Huston Not present. On track for the April Meet.

CAMP COORDINATOR

Mandy Norris Not present. No report.

SAFE SPORT COORDINATOR

Travis Sandifer Will be attending the Safe Sport Leadership Conference in Colorado Springs February 8-10. Topics will include hiring practices, liability, etc. Will send out the Safe Sport flyers for parent and swimmer trainings for meets coming up. There is a flyer for no cell phones/cameras behind the blocks that can be posted at the meets.

UNFINISHED / OLD BUSINESS There are currently only 2 sites for the B&under champs meet and it was voted to have 3. DADS Club has offered to be the third site. Motion made to approve DADS Club to host the B&Under Champs meet for the 2014 season. Motion passes.

Joel is still looking for a third site for the May meet and a possible site for the June meet. Motion made to approve WHAT and Lone Star for host for June meet. Motion passes. Joel will look into capping the June meet if another host is not found.

Question about Champs meets: event line-up appears different for different hosts. Herb recommends using the HYV file because it is identical for all of them. AMBUSH invitation has the mistake, Herb will get it corrected.

ELECTIONS

Nominations for the TSA TAGS Committee:
Shana Trabona – elected.

Nominations for the TSA All-Star Committee:
Jennie Shamburger – elected

Election of Nominating Committee:
Committee Chairman: Herb Schwab

Nominations:
Travis Sandifer - elected
Laura Koch Davis - elected
Mike Nordmann - elected
Sean Dormiani - elected

NEW BUSINESS

None.

ANNOUNCEMENTS

None.

The meeting was adjourned at 9:53 pm.

Respectfully Submitted,

Anna Tarka
Board of Directors, Secretary
Gulf Swimming, Inc.

Gulf Swimming Inc 2015 Budget Worksheet

						2015 Budget				
						Jan - Dec 13	Jan 1 - Nov 1, 14	Expenses	Income	Ath Count
ATHLETE TRAVEL FUND										
						957.70	0.00	100.00		
							0.00			
						0.00	0.00			
						3,925.00	4,545.00		4,800.00	
						2,026.45	752.68	900.00		
						-22,634.00	-6,502.00	36,352.20		43
						-1,553.00	0.00			
							-12,900.00	28,507.50		42
							0.00			
						-72,857.00	-38,292.84	61,809.94		71
						-34,631.00	-34,011.00	49,617.23		63
								14,199.38		20
							-37,162.46	50,000.00		
						0.00	0.00			
						0.00	0.00			
						0.00	-3,950.00	6,501.65		10
						-2,777.92	-5,348.89	9,000.00		
						12,650.00	8,900.00		10,000.00	
						-11,616.75	-21,246.00	22,000.00		52
						0.00	0.00			2
						-1,065.45	-1,200.00	1,200.00		6
						-3,314.50	-5,495.00	1,938.15		18
							0.00			
Southern Zones										
						14,400.00	0.00			
						-14,750.00	-29,100.00			106
						-52,487.88	0.00			
						-52,837.88	-29,100.00			
						336,311.09	240,907.00		250,000.00	
						-3,689.45	757.70	4,000.00		
							0.00			
						-9,841.83	0.00			
						-2,767.58	-3,204.78	3,500.00		2
							0.00			
Total ATHLETE TRAVEL FUND						136,283.88	57,449.41			
						-500.00	-639.36	500.00		
EQUIPMENT FUND										
						-7,352.00	-13,296.70	12,000.00		
						1,250.00	2,900.00		3,000.00	
						-1,464.87	-2,985.48	3,000.00		
						-246.72	-475.87	500.00		
						-457.49	0.00	1,000.00		
						-354.14	0.00	350.00		
						-120.11	-1,224.00	3,500.00		
							0.00			
Total EQUIPMENT FUND						-8,745.33	-15,082.05			
GENERAL FUND										
ADMIN VICE CHAIR										
						-20.25	0.00	25.00		
						-25.00	0.00	25.00		
						0.00	0.00			
						0.00	0.00			
						-45.82	0.00			
						0.00	0.00			
						0.00	0.00			
						0.00	0.00			
						0.00	0.00			

Gulf Swimming Inc 2015 Budget Worksheet

				2015 Budget			
				Jan - Dec 13	Jan 1 - Nov 1, 14	Expenses	Income
							Ath Count
			Workshop Travel	0.00	0.00		
			Total ADMIN VICE CHAIR	-91.07	0.00		
			ADMINISTRATOR				
			Salary			50,000.00	
			Travel/Supplies			15,000.00	
			Total ADMINISTRATOR				
			AGE GROUP VICE CHAIR				
			Club Development	0.00	0.00		
			Ladder of Success	-4,009.50	-1,501.25	5,000.00	
			Meeting Expenses	0.00	0.00		
			Postage		0.00		
			Supplies		0.00		
			Travel		0.00		
			Total AGE GROUP VICE CHAIR	-4,009.50	-1,501.25		
			ATHLETE REGISTRATION				
			Athlete Registration				
			Ath Reg Expense	-368,838.00	-59,080.00		
			Ath Reg Income				
			Ath Reg Inc - Gulf	0.00	115,498.00		130,000.00
			Ath Reg Inc USA Swimming	0.00	0.00		
			Ath Reg Income - Other	0.00	116,099.00		
			Total Ath Reg Income	470,025.20	231,597.00		
			OutReach Registration				
			Outreach Reg Exp	-1,725.00	-785.00		
			Outreach Reg Income - USA	950.00	1,065.00		
			Total OutReach Registration	-775.00	280.00		
			Seasonal Registration				
			Sea'al Ath Reg Expense	-14,342.00	-14,020.00		
			Sea'al Reg Income				
			Season Ath inc - Gulf	0.00	1,770.00		1,800.00
			Season Ath Inc - USA	0.00	0.00		
			Sea'al Reg Income - Other	0.00	15,760.00		
			Total Sea'al Reg Income	0.00	17,530.00		
			Total Seasonal Registration	-14,342.00	3,510.00		
			Single Meet registration Income	0.00	370.00		400.00
			Team Registration				
			Team Registration Expense	-3,640.00	-840.00		
			Team Registration Income				
			Team Reg - Gulf	0.00	8,640.00		11,000.00
			Team Reg - USA Swimming	0.00	0.00		
			Team Registration Income - Other	0.00	1,750.00		
			Total Team Registration Income	11,000.00	10,390.00		
			Total Team Registration	7,360.00	9,550.00		
			Transfer Fee	445.00	446.00		500.00
			Total Athlete Registration	93,875.20	186,673.00		
			Computer Expenses			1,000.00	
			Internet	-383.07	-1,194.84	1,200.00	
			Outreach Payments	-30,044.50	-38,627.50	42,000.00	
			Postage	-301.94	-234.58	350.00	
			Registration & Times WS	0.00	-241.48		
			Supplies	-609.30	-435.52	650.00	
			Telephone & Fax		0.00		
			Total ATHLETE REGISTRATION	62,352.38	144,879.24		
			Background Check	-95.00	0.00		
			BANQUET				
			Awards	-13,560.75	-12,748.25	14,000.00	
			Banquet Attendee Fee	14,656.56	12,853.00		13,000.00
			Commissions		153.39		150.00

Gulf Swimming Inc 2015 Budget Worksheet

				2015 Budget				
				Jan - Dec 13	Jan 1 - Nov 1, 14	Expenses	Income	
							Ath Count	
			Equipment Charge-Hotel	0.00	0.00			
			Hotel Accomodations	0.00	0.00			
			Meal Expense (Hotel Charges)	-27,033.33	-20,610.69	25,000.00		
			Meeting Expenses	0.00	0.00			
			Non Athlete Awards	-256.00	0.00	300.00		
			Printing	-594.18	-700.00	800.00		
			Speaker	-10,377.30	-11,500.00	18,000.00		
			Supplies	-15.64	0.00	30.00		
			Transportation	-659.90	0.00	800.00		
			Total BANQUET	-37,840.54	-32,552.55			
			BOARD OF REVIEW					
			Copy Expenses	0.00	0.00			
			Postage	0.00	0.00			
			Travel - Workshop	0.00	0.00			
			Total BOARD OF REVIEW	0.00	0.00			
			COACH CHAIR					
			Coach Clinic	-10,884.64	-8,034.07	9,000.00		
			Coach of Year Award	0.00	0.00	2,000.00		
			Coach Reimbursm't - Travel Fund	-13,887.91	-15,239.00	20,000.00		
			Coach Travel	0.00	0.00			
			Meeting Expenses	0.00	0.00			
			Total COACH CHAIR	-24,772.55	-23,273.07			
			COMMUNICATION					
			Internet Service		0.00			
			Software Expense	0.00	0.00			
			Website Expenses	-198.99	-885.96	900.00		
			Total COMMUNICATION	-198.99	-885.96			
			DIVERSITY COORDINATOR					
			Travel	0.00	0.00			
			Total DIVERSITY COORDINATOR	0.00	0.00			
			Finance Vice Chair					
			Computer Software	0.00	0.00			
			Internet Expenses	0.00	0.00			
			Meeting Expenses	0.00	0.00			
			Postage	0.00	0.00			
			Supplies	0.00	0.00			
			Travel	0.00	0.00			
			Finance Vice Chair - Other	0.00	0.00			
			Total Finance Vice Chair	0.00	0.00			
			GENERAL CHAIRMAN					
			Annual Dues	-40.00	-50.00	50.00		
			Computer equipment	-108.24	0.00			
			Computer Software	-29.95	0.00			
			Copying Expenses	0.00	0.00			
			Internet	-713.20	0.00			
			Meeting Expenses	-620.11	-629.43	700.00		
			Other Expenses	-71.26	-642.49	700.00		
			Postage	-60.47	-206.50	250.00		
			Supplies	-518.69	0.00	500.00		
			Travel	-428.65	0.00	500.00		
			Travel Expenses - USA Swimming		0.00			
			Total GENERAL CHAIRMAN	-2,590.57	-1,528.42			
			NON ATH REGISTRATION					
			Computer & Printers	0.00	-299.99	300.00		
			Copy Expenses	0.00	0.00			
			Internet Expenses	0.00	-300.00	600.00		
			Non Athlete Registration					
			Non Ath Reg Expense	-37,226.00	-8,350.00			

Gulf Swimming Inc 2015 Budget Worksheet

						2015 Budget			
				Jan - Dec 13	Jan 1 - Nov 1, 14	Expenses	Income	Ath Count	
Non Ath Reg Income									
			Family	645.00	800.00		800.00		
			Family Reg - USA Swimming		0.00				
			Individual	42,984.50	17,687.00		18,000.00		
			Individual Reg - USA Swimming		0.00				
			Non-Ath Reg Inc - Unclassified		193.00				
			Non Ath Reg Income - Other	3,188.00	325.00				
			Total Non Ath Reg Income	46,817.50	19,005.00				
			Total Non Athlete Registration	9,591.50	10,655.00				
			Postage	-55.99	-69.32	75.00			
			Supplies	-49.22	-124.99	150.00			
			Travel		-500.86				
			Total NON ATH REGISTRATION	9,486.29	9,359.84				
			NTV/Records Coordinator						
			Internet Expenses	-232.06	-201.81	250.00			
			Observations	350.00	600.00	600.00			
			Postage	-57.97	0.00	50.00			
			Supplies	-98.97	-110.39	100.00			
			Times Uploads		80.00	50.00			
			Travel	0.00	-104.00	300.00			
			Total NTV/Records Coordinator	-39.00	263.80				
			OFFICIALS VICE CHAIR						
			Disqualification Slips	-189.02	-241.27	200.00			
			Internet	0.00	0.00	600.00			
			Official Certification Training	0.00	0.00				
			Officials Apparel	-457.50	-1,588.20				
			Officials Badges	-437.81	-287.30	300.00			
			Officials Chair Workshop	-374.30	0.00	400.00			
			Officials Clinic	-1,492.87	-2,680.25	3,000.00			
			Officials Travel - Meets	-2,070.45	-2,893.00	3,000.00			
			Officials Workshop	-634.98	-100.46	700.00			
			Postage	-259.47	0.00	75.00			
			Printing	-63.90	0.00				
			Rule Books	-824.04	0.00	800.00			
			Shipping	-52.49	-14.60				
			Supplies	-1,240.49	0.00	500.00			
			Total OFFICIALS VICE CHAIR	-8,097.32	-7,805.08				
			OPEN WATER CHAIR						
			Awards	0.00	0.00				
			OPEN WATER CHAIR - Other	0.00	0.00				
			Total OPEN WATER CHAIR		0.00				
			OTHER						
			Banking Expenses	-254.65	-258.00	300.00			
			Banking Interest	65.26	35.97		40.00		
			Fees	0.00	0.00				
			Miscellaneous Revenue	0.48	0.00				
			Money Market Interest	99.55	63.44		75		
			NSF Fees	60.00	0.00				
			Southern Zone Dues	-50.00	0.00	50.00			
			Special Non-Ath Awards	0.00	0.00				
			Total OTHER	-79.36	-158.59				
			Out Reach Coordinator						
			Travel	0.00	0.00				
			Total Out Reach Coordinator	0.00	0.00				
			RULES & REGULATIONS						
			Other Expenses	0.00	0.00				
			Total RULES & REGULATIONS	0.00	0.00				
			SAFETY CHAIR						

Gulf Swimming Inc 2015 Budget Worksheet

				2015 Budget			
				Jan - Dec 13	Jan 1 - Nov 1, 14	Expenses	Income
							Ath Count
			LSC Safety Chair Meeting	0.00	0.00		
			Total SAFETY CHAIR	0.00	0.00		
			SECRETARY				
			Copy Expenses	0.00	0.00	50.00	
			Internet	0.00	0.00	600.00	
			Postage	0.00	0.00	0.00	
			Supplies	0.00	0.00	50.00	
			Total SECRETARY	0.00	0.00		
			TECHNICAL VICE CHAIR				
			Copy Expense	0.00	0.00		
			Meet Director Clinic	-760.27	-890.93	900.00	
			Software	0.00	-151.54	200.00	
			Total TECHNICAL VICE CHAIR	-760.27	-1,042.47		
			TREASURER				
			Computer Software	-167.98	0.00	200.00	
			Copy Expenses	0.00	0.00		
			Internet Expense	-837.18	-833.46	1,100.00	
			Meeting Expenses	-225.68	-24.20	50.00	
			Postage	-169.93	-99.82	100.00	
			Records Storage	-1,881.00	-899.60	900.00	
			Supplies	-459.42	-269.01	350.00	
			Telephone Expense	0.00	0.00	0.00	
			Training	0.00	-729.41	800.00	
			Travel Expenses	0.00	-850.26	800.00	
			Total TREASURER	-3,741.19	-3,705.76		
			TSA	-480.61	-60.90	100.00	
			USAS CONVENTION	-21,090.12	-19,200.14	20,000.00	
			Total GENERAL FUND	-32,047.42	62,788.69		
			Investments				
			Unrealized gain(loss)	193,131.45	89,970.79		
			Total Investments	193,131.45	89,970.79		
			Safe Sport Coordinator				
			Travel	-1,511.12	-489.54	1,500.00	
			Safe Sport Coordinator - Other	80.00	0.00	100.00	
			Total Safe Sport Coordinator	-1,431.12	-489.54		
			Sanctions Coordinator				
			Internet	-244.25	-839.50	1,200.00	
			Postage	-3.32	0.00	20.00	
			Software	-14.95	-49.95	200.00	
			Supplies	-307.31	-535.56	700.00	
			Travel		-1,068.93	1,500.00	
			Total Sanctions Coordinator	-569.83	-2,493.94		
			Unclassified	-252.93	252.93		
			TOTAL	285,868.70	191,756.93	563,076.04	443,565.00
							-119,511.04

2015 ATHLETE REIMBURSEMENTS

IMPORTANT - FINAL REIMBURSEMENT NUMBERS WILL BE ISSUED AT THE JANUARY 2015 BOARD OF DIRECTORS MEETING AND AMOUNTS MAY CHANGE EITHER UP OR DOWN.

CALCULATIONS

ATHLETE REIMBURSEMENT FOR NATIONAL MEETS FROM 1/1/2015 TO 10/01/2015

MEETS	DATES	TOTAL NIGHTS	LOCATION	LODGING	ADD TAX	DOUBLE	M&I	DAILY TOTAL	NET DAILY		NET AIRFARE*	NET AIRFARE	%	MIN TOTAL	MAX TOTAL
									TOTAL	TOTAL					
NCSA Jr's	3/17-21	6	Orlando, FL	\$115	\$132	66.13	\$56	122.13	92	\$428	\$321.00	0.75	\$504	\$870.56	
NASA Jr's	3/17-20	5	Clearwater, FL	\$104	\$120	59.80	\$51	110.80	83	\$351	\$263.25	0.75	\$429	\$678.75	
National Open Water 10k/5k	4/24-26	4	Miromar Lakes, FL	\$93	\$107	53.48	\$56	109.48	93	\$327	\$277.95	0.85	\$557	\$650.17	
NCSA Summer LC Jrs	7/28-8/1	6	Indianapolis, IL	\$98	\$113	56.35	\$61	117.35	88	\$346	\$259.50	0.75	\$436	\$787.58	
Futures Championship	7/30-8/2	5	Mt Hood, OR	\$83	\$95	47.73	\$46	93.73	70	\$478	\$358.50	0.75	\$499	\$709.97	
National Championship	8/4-8	6	San Antonio, TX	\$115	\$132	66.13	\$66	132.13	119	\$284	\$255.60	0.90	\$493	\$969.08	
Jr National Championship	8/10-14	6	San Antonio, TX	\$115	\$132	66.13	\$66	132.13	106	\$264	\$211.20	0.80	\$423	\$845.40	
Winter Nationals	12/3-5		Federal Way, WA												
Winter Juniors	12/10-12		TBD												

REIMBURSEMENTS

ATHLETE REIMBURSEMENT FOR NATIONAL MEETS FROM 1/1/2015 TO 10/01/2015

MEETS	DATES	TOTAL DAYS	NIGHTS	LOCATION	MIN		MAX					
					TOTAL	TOTAL	2 nights	3 nights	4 nights	5 nights	6 nights	
NCSA Jr's	3/17-21	5	6	Orlando, FL	\$504	\$871	\$504	\$596	\$687	\$779	\$871	
NASA Jr's	3/17-20	4	5	Clearwater, FL	\$429	\$679	\$429	\$513	\$596	\$679		
National Open Water 10k/5k	4/24-26	3	4	Miromar Lakes, FL	\$557	\$650	\$464	\$557	\$650			
NCSA Summer LC Jrs	7/28-8/1	5	6	Indianapolis, IL	\$436	\$788	\$436	\$524	\$612	\$700	\$788	
Futures Championship	7/30-8/2	4	5	Mt Hood, OR	\$499	\$710	\$499	\$569	\$640	\$710		
National Championship	8/4-8	5	6	San Antonio, TX	\$493	\$969	\$493	\$612	\$731	\$850	\$969	
Jr National Championship	8/10-14	5	6	San Antonio, TX	\$423	\$845	\$423	\$528	\$634	\$740	\$845	
Winter Nationals	12/3-5			Federal Way, WA	\$0	\$0	\$0	\$0	\$0	\$0		
Winter Juniors	12/10-12			TBD								

NOTES:

MIN TOTAL is three days, two nights for swimming one event. Counts one day before 1st event 1 day after last event.

MAX TOTAL is for swimming on the first and last day. Counts one day before 1st event and 1 day after last event.

Swimmer will only be reimbursed for one day before 1st event to one day after last event based on lodging nights.

Example: If a swimmer swims on day 2 and day 4, the reimbursement will be for 5 days, 4 nights.

2015 ESTIMATED ATHLETE COUNT BY TEAM

	AGS	BTA	CFSC	COOG	DADS	ESA	FCST	HSC	KATY	MAC	MARC	PACK	PEAK	PFL	SHARKS	SPA	SSS	TWST	WHAT	TOTAL
NCSA Juniors	8	8		6	8			10		7	2				4	3	5	10		71
Open Water Nat							2			2								6		10
NCSA LC Juniors		8			8				8	5		8						25	1	63
SR Nationals			5				2			2	1	1						6	1	18
Jr Nationals		2	10	1	2	2	4	4	2	5		4		1	1	1		4		43
SC (Winter) Juniors	1	2	5			4	6		3	5		4	3	1	2		1	15		52
SC (Winter) Nationals									1						1					2
Zone Select Camp										1								5		6
Sr Zone Meet	16			12					18			10			10			40		106
NASA Jr							25											15	2	42

Gulf Swimming Inc
Profit & Loss Budget Performance
January through December 2014

	<u>Jan - Dec 14</u>	<u>Budget</u>	<u>Jan - Dec 14</u>	<u>YTD Budget</u>	<u>Annual Budget</u>
ATHLETE TRAVEL FUND					
Age Group Camps	0.00	1,500.00	0.00	1,500.00	1,500.00
Athlete Apparel	0.00	-500.00	0.00	-500.00	-500.00
Fines	6,832.00	4,000.00	6,832.00	4,000.00	4,000.00
Gold Medal Clinic	694.06	100.00	694.06	100.00	100.00
LC Juniors	-6,502.00	-41,007.72	-6,502.00	-41,007.72	-41,007.72
Meet Expenses	0.00	-1,553.00	0.00	-1,553.00	-1,553.00
NASA JR	-12,900.00		-12,900.00		
NCSA Juniors	-38,292.84	-83,251.46	-38,292.84	-83,251.46	-83,251.46
NCSA LC Jr	-34,796.00	-72,381.19	-34,796.00	-72,381.19	-72,381.19
North American Challenge	-37,162.46	-42,000.00	-37,162.46	-42,000.00	-42,000.00
Open Water	-3,950.00	-2,314.80	-3,950.00	-2,314.80	-2,314.80
Open Water All Star	-5,348.89	2,000.00	-5,348.89	2,000.00	2,000.00
Sanctions	12,000.00	12,000.00	12,000.00	12,000.00	12,000.00
SCY Jr Championships	-31,354.00	-20,790.00	-31,354.00	-20,790.00	-20,790.00
SCY National Championships	0.00	-852.00	0.00	-852.00	-852.00
Select Camps	-1,200.00	-1,200.00	-1,200.00	-1,200.00	-1,200.00
Senior Nationals - Summer	-5,495.00	-20,637.41	-5,495.00	-20,637.41	-20,637.41
Southern Zones					
Parent Contribution	0.00	0.00	0.00	0.00	0.00
Southern Zone Sr Meet	-29,100.00	-23,000.00	-29,100.00	-23,000.00	-23,000.00
Southern Zone Team	0.00	0.00	0.00	0.00	0.00
Total Southern Zones	-29,100.00	-23,000.00	-29,100.00	-23,000.00	-23,000.00
Splash Fees	373,975.50	330,000.00	373,975.50	330,000.00	330,000.00
Texas All Star Camp	-966.74	3,700.00	-966.74	3,700.00	3,700.00
US Open	0.00	0.00	0.00	0.00	0.00
USAS Convention	-3,204.78	-3,000.00	-3,204.78	-3,000.00	-3,000.00
Total ATHLETE TRAVEL FUND	183,228.85	40,812.42	183,228.85	40,812.42	40,812.42
Donations	-639.36	-500.00	-639.36	-500.00	-500.00
EQUIPMENT FUND					
Equipment Purchase	-15,587.52	-12,500.00	-15,587.52	-12,500.00	-12,500.00
Equipment Rental	3,200.00	1,500.00	3,200.00	1,500.00	1,500.00
Equipment Repair	-3,213.48	-1,500.00	-3,213.48	-1,500.00	-1,500.00
Equipment Shipping	-1,345.20	-100.00	-1,345.20	-100.00	-100.00
Office Equipment	0.00	-500.00	0.00	-500.00	-500.00
Registration	-9.50	-350.00	-9.50	-350.00	-350.00
Storage	-1,664.00	-1,200.00	-1,664.00	-1,200.00	-1,200.00
Total EQUIPMENT FUND	-18,619.70	-14,650.00	-18,619.70	-14,650.00	-14,650.00
GENERAL FUND					
ADMIN VICE CHAIR					
Copy Expenses	0.00	-25.00	0.00	-25.00	-25.00
Filing Fees	0.00	-25.00	0.00	-25.00	-25.00
Meeting Expenses	0.00	-75.00	0.00	-75.00	-75.00
Misc Expenses	0.00	0.00	0.00	0.00	0.00
Other Expenses	0.00	-50.00	0.00	-50.00	-50.00
Postage	0.00	-50.00	0.00	-50.00	-50.00
Software	0.00	-100.00	0.00	-100.00	-100.00
Supplies	0.00	-100.00	0.00	-100.00	-100.00
Total ADMIN VICE CHAIR	0.00	-425.00	0.00	-425.00	-425.00
AGE GROUP VICE CHAIR					
Club Development	0.00	-7,000.00	0.00	-7,000.00	-7,000.00
Ladder of Success	-1,501.25	-4,500.00	-1,501.25	-4,500.00	-4,500.00
Meeting Expenses	0.00	-100.00	0.00	-100.00	-100.00
Total AGE GROUP VICE CHAIR	-1,501.25	-11,600.00	-1,501.25	-11,600.00	-11,600.00
ATHLETE REGISTRATION					

Gulf Swimming Inc
Profit & Loss Budget Performance
January through December 2014

	<u>Jan - Dec 14</u>	<u>Budget</u>	<u>Jan - Dec 14</u>	<u>YTD Budget</u>	<u>Annual Budget</u>
Athlete Registration					
Ath Reg Expense	-59,080.00	-400,000.00	-59,080.00	-400,000.00	-400,000.00
Ath Reg Income					
Ath Reg Inc - Gulf	140,318.00		140,318.00		
Ath Reg Income - Other	116,099.00	500,000.00	116,099.00	500,000.00	500,000.00
Total Ath Reg Income	256,417.00	500,000.00	256,417.00	500,000.00	500,000.00
Outreach Reg Exp	-785.00	-1,500.00	-785.00	-1,500.00	-1,500.00
Outreach Reg Income - USA	1,065.00	1,500.00	1,065.00	1,500.00	1,500.00
Sea'al Ath Reg Expense	-14,020.00	-15,000.00	-14,020.00	-15,000.00	-15,000.00
Sea'al Reg Income					
Season Ath inc - Gulf	2,060.00		2,060.00		
Sea'al Reg Income - Other	15,760.00	18,000.00	15,760.00	18,000.00	18,000.00
Total Sea'al Reg Income	17,820.00	18,000.00	17,820.00	18,000.00	18,000.00
Single Meet registration Income	370.00		370.00		
Team Registration Expense	-840.00	-1,200.00	-840.00	-1,200.00	-1,200.00
Team Registration Income					
Team Reg - Gulf	9,360.00		9,360.00		
Team Registration Income - Other	1,750.00	12,000.00	1,750.00	12,000.00	12,000.00
Total Team Registration Income	11,110.00	12,000.00	11,110.00	12,000.00	12,000.00
Transfer Fee	535.00	500.00	535.00	500.00	500.00
Total Athlete Registration	212,592.00	114,300.00	212,592.00	114,300.00	114,300.00
Computer Expenses	-1,059.84	-1,200.00	-1,059.84	-1,200.00	-1,200.00
Internet	-1,194.84	-1,008.00	-1,194.84	-1,008.00	-1,008.00
Outreach Payments	-41,079.00	-32,000.00	-41,079.00	-32,000.00	-32,000.00
Postage	-234.58	-350.00	-234.58	-350.00	-350.00
Registration & Times WS	-241.48		-241.48		
Supplies	-435.52	-800.00	-435.52	-800.00	-800.00
Total ATHLETE REGISTRATION	168,346.74	78,942.00	168,346.74	78,942.00	78,942.00
Background Check	0.00	-152.00	0.00	-152.00	-152.00
BANQUET					
Awards	-12,748.25	-14,000.00	-12,748.25	-14,000.00	-14,000.00
Banquet Attendee Fee	12,853.00	15,000.00	12,853.00	15,000.00	15,000.00
Commissions	153.39		153.39		
Hotel Accomodations	0.00	-400.00	0.00	-400.00	-400.00
Meal Expense (Hotel Charges)	-20,610.69	-30,000.00	-20,610.69	-30,000.00	-30,000.00
Meeting Expenses	0.00	-150.00	0.00	-150.00	-150.00
Non Athlete Awards	0.00	-300.00	0.00	-300.00	-300.00
Printing	-700.00	-722.07	-700.00	-722.07	-722.07
Speaker	-11,500.00	-18,000.00	-11,500.00	-18,000.00	-18,000.00
Supplies	0.00	-65.64	0.00	-65.64	-65.64
Transportation	0.00	-6,000.00	0.00	-6,000.00	-6,000.00
Total BANQUET	-32,552.55	-54,637.71	-32,552.55	-54,637.71	-54,637.71
BOARD OF REVIEW					
Copy Expenses	0.00	-25.00	0.00	-25.00	-25.00
Postage	0.00	-15.00	0.00	-15.00	-15.00
Travel - Workshop	0.00	-575.00	0.00	-575.00	-575.00
Total BOARD OF REVIEW	0.00	-615.00	0.00	-615.00	-615.00
COACH CHAIR					
Coach Clinic	-8,034.07	-17,716.46	-8,034.07	-17,716.46	-17,716.46
Coach of Year Award	0.00	-800.00	0.00	-800.00	-800.00
Coach Reimbusm't - Travel Fund	-16,371.50	-24,990.50	-16,371.50	-24,990.50	-24,990.50
Coach Travel	0.00	-1,500.00	0.00	-1,500.00	-1,500.00
Meeting Expenses	0.00	-500.00	0.00	-500.00	-500.00
Total COACH CHAIR	-24,405.57	-45,506.96	-24,405.57	-45,506.96	-45,506.96
COMMUNICATION					

Gulf Swimming Inc
Profit & Loss Budget Performance
January through December 2014

	<u>Jan - Dec 14</u>	<u>Budget</u>	<u>Jan - Dec 14</u>	<u>YTD Budget</u>	<u>Annual Budget</u>
Software Expense	0.00	-200.00	0.00	-200.00	-200.00
Website Expenses	-885.96	-500.00	-885.96	-500.00	-500.00
Total COMMUNICATION	-885.96	-700.00	-885.96	-700.00	-700.00
DIVERSITY COORDINATOR					
Travel	0.00	-900.00	0.00	-900.00	-900.00
Total DIVERSITY COORDINATOR	0.00	-900.00	0.00	-900.00	-900.00
Finance Vice Chair					
Computer Software	0.00	-200.00	0.00	-200.00	-200.00
Internet Expenses	0.00	-1,080.00	0.00	-1,080.00	-1,080.00
Meeting Expenses	0.00	-300.00	0.00	-300.00	-300.00
Postage	0.00	-100.00	0.00	-100.00	-100.00
Supplies	0.00	-300.00	0.00	-300.00	-300.00
Travel	0.00	-600.00	0.00	-600.00	-600.00
Total Finance Vice Chair	0.00	-2,580.00	0.00	-2,580.00	-2,580.00
GENERAL CHAIRMAN					
Annual Dues	-50.00	-50.00	-50.00	-50.00	-50.00
Computer equipment	0.00	-250.00	0.00	-250.00	-250.00
Computer Software	0.00	-50.00	0.00	-50.00	-50.00
Copying Expenses	0.00	-50.00	0.00	-50.00	-50.00
Internet	0.00	-696.00	0.00	-696.00	-696.00
Meeting Expenses	-714.50	-700.00	-714.50	-700.00	-700.00
Other Expenses	-642.49	-100.00	-642.49	-100.00	-100.00
Postage	-26.32	-75.00	-26.32	-75.00	-75.00
Supplies	0.00	-600.00	0.00	-600.00	-600.00
Travel	0.00	-500.00	0.00	-500.00	-500.00
Total GENERAL CHAIRMAN	-1,433.31	-3,071.00	-1,433.31	-3,071.00	-3,071.00
NON ATH REGISTRATION					
Computer & Printers	-299.99	-300.00	-299.99	-300.00	-300.00
Internet Expenses	-740.00	-720.00	-740.00	-720.00	-720.00
Non Athlete Registration					
Non Ath Reg Expense	-8,350.00	-37,226.00	-8,350.00	-37,226.00	-37,226.00
Non Ath Reg Income					
Family	840.00	0.00	840.00	0.00	0.00
Individual	18,962.00	45,000.00	18,962.00	45,000.00	45,000.00
Non-Ath Reg Inc - Unclassified	193.00		193.00		
Non Ath Reg Income - Other	325.00	3,188.00	325.00	3,188.00	3,188.00
Total Non Ath Reg Income	20,320.00	48,188.00	20,320.00	48,188.00	48,188.00
Total Non Athlete Registration	11,970.00	10,962.00	11,970.00	10,962.00	10,962.00
Other Expenses	0.00	-500.00	0.00	-500.00	-500.00
Postage	-69.32	-75.00	-69.32	-75.00	-75.00
Supplies	-124.99	-100.00	-124.99	-100.00	-100.00
Travel	-500.86	-600.00	-500.86	-600.00	-600.00
Total NON ATH REGISTRATION	10,234.84	8,667.00	10,234.84	8,667.00	8,667.00
NTV/Records Coordinator					
Internet Expenses	-201.81	-232.06	-201.81	-232.06	-232.06
Observations	750.00	400.00	750.00	400.00	400.00
Postage	0.00	-75.00	0.00	-75.00	-75.00
Supplies	-110.39	-125.00	-110.39	-125.00	-125.00
Times Uploads	140.00		140.00		
Travel	-104.00	-900.00	-104.00	-900.00	-900.00
Total NTV/Records Coordinator	473.80	-932.06	473.80	-932.06	-932.06
OFFICIALS VICE CHAIR					
Disqualification Slips	-241.27	-200.00	-241.27	-200.00	-200.00
Internet	0.00	-660.00	0.00	-660.00	-660.00
Official Certification Training	0.00	-1,000.00	0.00	-1,000.00	-1,000.00

Gulf Swimming Inc
Profit & Loss Budget Performance
January through December 2014

	<u>Jan - Dec 14</u>	<u>Budget</u>	<u>Jan - Dec 14</u>	<u>YTD Budget</u>	<u>Annual Budget</u>
Officials Apparel	-1,588.20	-457.50	-1,588.20	-457.50	-457.50
Officials Badges	-428.30	-500.00	-428.30	-500.00	-500.00
Officials Chair Workshop	0.00	-400.00	0.00	-400.00	-400.00
Officials Clinic	-2,680.25	-2,606.68	-2,680.25	-2,606.68	-2,606.68
Officials Travel - Meets	-2,893.00	-2,500.00	-2,893.00	-2,500.00	-2,500.00
Officials Workshop	-100.46	-700.00	-100.46	-700.00	-700.00
Postage	-10.44	-259.47	-10.44	-259.47	-259.47
Printing	-28.90	-75.00	-28.90	-75.00	-75.00
Rule Books	0.00	-900.00	0.00	-900.00	-900.00
Shipping	-14.60	-75.00	-14.60	-75.00	-75.00
Supplies	-133.28	-1,500.00	-133.28	-1,500.00	-1,500.00
Total OFFICIALS VICE CHAIR	-8,118.70	-11,833.65	-8,118.70	-11,833.65	-11,833.65
OTHER					
Banking Expenses	-367.25	-665.00	-367.25	-665.00	-665.00
Banking Interest	35.97	0.00	35.97	0.00	0.00
Miscellaneous Revenue	0.00	0.00	0.00	0.00	0.00
Money Market Interest	79.42	144.00	79.42	144.00	144.00
NSF Fees	0.00	60.00	0.00	60.00	60.00
Southern Zone Dues	0.00	-50.00	0.00	-50.00	-50.00
Special Non-Ath Awards	0.00	-200.00	0.00	-200.00	-200.00
Total OTHER	-251.86	-711.00	-251.86	-711.00	-711.00
SAFETY CHAIR					
LSC Safety Chair Meeting	0.00	-650.00	0.00	-650.00	-650.00
Total SAFETY CHAIR	0.00	-650.00	0.00	-650.00	-650.00
SECRETARY					
Copy Expenses	0.00	-696.00	0.00	-696.00	-696.00
Supplies	0.00	-120.00	0.00	-120.00	-120.00
Total SECRETARY	0.00	-816.00	0.00	-816.00	-816.00
TECHNICAL VICE CHAIR					
Copy Expense	0.00	-100.00	0.00	-100.00	-100.00
Meet Director Clinic	-890.93	-1,000.00	-890.93	-1,000.00	-1,000.00
Software	-151.54		-151.54		
Total TECHNICAL VICE CHAIR	-1,042.47	-1,100.00	-1,042.47	-1,100.00	-1,100.00
TREASURER					
Computer Software	-499.95	-200.00	-499.95	-200.00	-200.00
Internet Expense	-1,018.11	-1,164.00	-1,018.11	-1,164.00	-1,164.00
Meeting Expenses	-24.20	-200.00	-24.20	-200.00	-200.00
Postage	-99.82	-200.00	-99.82	-200.00	-200.00
Records Storage	-899.60	-1,800.00	-899.60	-1,800.00	-1,800.00
Supplies	-315.67	-575.00	-315.67	-575.00	-575.00
Training	-729.41	-125.00	-729.41	-125.00	-125.00
Travel Expenses	-850.26	-600.00	-850.26	-600.00	-600.00
Total TREASURER	-4,437.02	-4,864.00	-4,437.02	-4,864.00	-4,864.00
TSA	-60.90	-566.00	-60.90	-566.00	-566.00
USAS CONVENTION	-19,200.14	-30,000.00	-19,200.14	-30,000.00	-30,000.00
Total GENERAL FUND	85,165.65	-84,051.38	85,165.65	-84,051.38	-84,051.38
Investments					
Unrealized gain(loss)	63,679.61	0.00	63,679.61	0.00	0.00
Total Investments	63,679.61	0.00	63,679.61	0.00	0.00
Safe Sport Coordinator					
Travel	-489.54	-600.00	-489.54	-600.00	-600.00
Safe Sport Coordinator - Other	0.00	80.00	0.00	80.00	80.00
Total Safe Sport Coordinator	-489.54	-520.00	-489.54	-520.00	-520.00
Sanctions Coordinator					
Internet	-1,013.88	-984.00	-1,013.88	-984.00	-984.00

Gulf Swimming Inc
Profit & Loss Budget Performance
January through December 2014

	<u>Jan - Dec 14</u>	<u>Budget</u>	<u>Jan - Dec 14</u>	<u>YTD Budget</u>	<u>Annual Budget</u>
Postage	-2.17	-50.00	-2.17	-50.00	-50.00
Software	-74.90	-15.00	-74.90	-15.00	-15.00
Supplies	-632.97	-150.00	-632.97	-150.00	-150.00
Travel	-1,068.93		-1,068.93		
Total Sanctions Coordinator	-2,792.85	-1,199.00	-2,792.85	-1,199.00	-1,199.00
Unclassified	1,085.43	0.00	1,085.43	0.00	0.00
TOTAL	<u>310,618.09</u>	<u>-60,107.96</u>	<u>310,618.09</u>	<u>-60,107.96</u>	<u>-60,107.96</u>

Gulf Swimming Inc
Balance Sheet Prev Year Comparison
As of December 31, 2014

	<u>Dec 31, 14</u>	<u>Dec 31, 13</u>	<u>\$ Change</u>	<u>% Change</u>
ASSETS				
Current Assets				
Checking/Savings				
1000 - Bank and Investment Balances				
1005 - CHASE BUSINESS CHECKING	457,465.79	397,045.69	60,420.10	15.22%
1015 - CHASE BUSINESS MONEY MARKET ACC	100,939.96	100,824.57	115.39	0.11%
1025 - Chase OutReach Account	312,321.74	94,933.75	217,387.99	228.99%
1030 - Edward Jones Investments	1,399,043.24	1,335,363.63	63,679.61	4.77%
Total 1000 - Bank and Investment Balances	<u>2,269,770.73</u>	<u>1,928,167.64</u>	<u>341,603.09</u>	<u>17.72%</u>
Total Checking/Savings	<u>2,269,770.73</u>	<u>1,928,167.64</u>	<u>341,603.09</u>	<u>17.72%</u>
Total Current Assets	<u>2,269,770.73</u>	<u>1,928,167.64</u>	<u>341,603.09</u>	<u>17.72%</u>
TOTAL ASSETS	<u><u>2,269,770.73</u></u>	<u><u>1,928,167.64</u></u>	<u><u>341,603.09</u></u>	<u><u>17.72%</u></u>
LIABILITIES & EQUITY				
Liabilities				
Current Liabilities				
Other Current Liabilities				
2570 - Short-term liabilities - other				
2571 - USA Swimming	30,985.00	0.00	30,985.00	100.0%
Total 2570 - Short-term liabilities - other	<u>30,985.00</u>	<u>0.00</u>	<u>30,985.00</u>	<u>100.0%</u>
Total Other Current Liabilities	<u>30,985.00</u>	<u>0.00</u>	<u>30,985.00</u>	<u>100.0%</u>
Total Current Liabilities	<u>30,985.00</u>	<u>0.00</u>	<u>30,985.00</u>	<u>100.0%</u>
Total Liabilities	30,985.00	0.00	30,985.00	100.0%
Equity				
3001 - Opening Bal Equity	513,056.68	513,056.68	0.00	0.0%
3010 - Unrestrict (retained earnings)	1,415,110.96	1,111,464.26	303,646.70	27.32%
Net Income	<u>310,618.09</u>	<u>303,646.70</u>	<u>6,971.39</u>	<u>2.3%</u>
Total Equity	<u>2,238,785.73</u>	<u>1,928,167.64</u>	<u>310,618.09</u>	<u>16.11%</u>
TOTAL LIABILITIES & EQUITY	<u><u>2,269,770.73</u></u>	<u><u>1,928,167.64</u></u>	<u><u>341,603.09</u></u>	<u><u>17.72%</u></u>

Gulf Swimming Inc
Profit & Loss Prev Year Comparison
January through December 2014

	<u>Jan - Dec 14</u>	<u>Jan - Dec 13</u>	<u>\$ Change</u>	<u>% Change</u>
Ordinary Income/Expense				
Income				
5100 · Earned revenues	757,549.56	951,885.76	-194,336.20	-20.42%
Total Income	<u>757,549.56</u>	<u>951,885.76</u>	<u>-194,336.20</u>	<u>-20.42%</u>
Expense				
6560 · Payroll Expenses	800.00	3,710.00	-2,910.00	-78.44%
7000 · Grant & contract expense	0.00	500.00	-500.00	-100.0%
7500 · Other personnel expenses	0.00	1,500.00	-1,500.00	-100.0%
8100 · Non-personnel expenses	80,629.76	54,348.39	26,281.37	48.36%
8111 · Office Equipment	0.00	449.99	-449.99	-100.0%
8300 · Travel & meetings expenses	259,787.25	254,050.46	5,736.79	2.26%
8342 · NCSA LC(Summer) Jrs	34,796.00	34,631.00	165.00	0.48%
8500 · Misc expenses	134,598.07	492,155.67	-357,557.60	-72.65%
8600 · Business expenses	0.00	25.00	-25.00	-100.0%
Total Expense	<u>510,611.08</u>	<u>841,370.51</u>	<u>-330,759.43</u>	<u>-39.31%</u>
Net Ordinary Income	246,938.48	110,515.25	136,423.23	123.44%
Other Income/Expense				
Other Income				
6800 · Unrealized gain (loss)	63,679.61	193,131.45	-129,451.84	-67.03%
Total Other Income	<u>63,679.61</u>	<u>193,131.45</u>	<u>-129,451.84</u>	<u>-67.03%</u>
Net Other Income	<u>63,679.61</u>	<u>193,131.45</u>	<u>-129,451.84</u>	<u>-67.03%</u>
Net Income	<u><u>310,618.09</u></u>	<u><u>303,646.70</u></u>	<u><u>6,971.39</u></u>	<u><u>2.3%</u></u>

Ladder of Success LC 2014 UPDATE: Shirts will be available for pickup by HOD meeting and/or short course champs meets.

NACC: Committee involved with the planning of last year's meet will get together before end of January along with meet head coach and asst. head coach to determine timeline for coach / swimmer/support applications and also contact meet hosts in California to begin getting cost estimates. Should have more to report by next Gulf meeting.

Submitted by Jennie Shamburger on 1/13/15

USA Swimming, Inc.

1/26/2015 8:15:08 PM
Year To Date Statistics

LSC: GU

Athlete

Athlete	7280
Athlete Outreach	314
Athlete Individual Season	153
Total:	7747

Non-Athlete

Individual	692
Family 1	27
Family 2	27
Life	10
Total:	756

Clubs

Club	52
Total:	52

Meet Directors, please make sure that the mdb file is sent to me to be checked before the meet is posted

On the web or sent to Rick Kehlenbach.

Out Reach Reimbursement - \$5655.00 – for 937 events

**Submitted by Annette Leach
Athlete Registration Coordinator
Jan 26, 2015**

Non Athlete Report 1-28-2015

Attached is an updated Gulf Report if you can still add it.

Also please advise that All Non Athletes should always check their Deck Pass before contacting Gulf Non Athlete Coordinator. The information on Deck Pass is current with SWIMS Database.

<i>Club</i>	<i>Athletes</i>	<i>Season 1</i>	<i>Season 2</i>	<i>Individual Season</i>	<i>Single Meet</i>	<i>Other NA</i>	<i>Coaches</i>	<i>Officials</i>	<i>Total</i>
AGS	262	0	0	0	0	7	12	6	286
ALAC	51	0	0	0	0	0	2	1	54
AMBU	74	0	0	0	0	2	5	9	89
AQUA	199	0	0	0	0	0	9	1	209
BBSC	49	0	0	0	0	0	2	0	51
BLST	117	0	0	0	0	0	6	0	123
BTA	257	0	0	0	0	9	9	13	288
BTST	5	0	0	0	0	0	1	0	6
CATS	36	0	0	0	0	0	2	0	38
CFSC	430	0	0	0	0	11	15	14	470
COOG	159	0	0	0	0	1	8	0	168
DADS	455	0	0	0	0	15	10	12	489
EPRC	16	0	0	3	0	0	4	0	23
ESA	261	0	0	0	0	5	8	15	288
FCST	521	0	0	1	0	21	26	22	586
FINS	146	0	0	0	0	2	8	1	157
GIST	73	0	0	0	0	2	2	0	77
HCAP	192	0	0	0	0	3	9	7	211
HCCL	16	0	0	47	0	0	5	0	68
HSC	127	0	0	0	0	3	4	3	137
HUNT	46	0	0	0	0	0	4	1	50
KATY	574	0	0	12	0	13	21	12	631
LAP	40	0	0	0	0	0	3	0	43
LJAC	50	0	0	43	0	2	6	1	102
LSST	90	0	0	0	0	4	6	8	107
LTST	0	0	0	0	0	0	1	0	1
MAC	140	0	0	5	0	1	5	8	158
MARC	85	0	0	0	0	5	3	1	94
NEHA	67	0	0	1	0	1	5	1	75
NOCH	84	0	0	0	0	2	3	4	93
OWLS	10	0	0	0	0	0	1	0	11
PACK	332	0	0	0	0	8	13	20	370
PEAK	237	0	0	0	0	13	7	14	270
PFL	142	0	0	0	0	0	8	0	150
PLAT	63	0	0	7	0	0	3	2	75
RICE	212	0	0	0	0	0	5	3	220
ROCC	38	0	0	0	0	0	2	0	40
SCAT	76	0	0	0	0	5	4	2	87

<i>Club</i>	<i>Athletes</i>	<i>Season 1</i>	<i>Season 2</i>	<i>Individual Season</i>	<i>Single Meet</i>	<i>Other NA</i>	<i>Coaches</i>	<i>Officials</i>	<i>Total</i>
SHRK	190	0	0	3	0	0	5	9	207
SPA	95	0	0	0	0	2	5	0	102
SS	0	0	0	0	0	0	1	0	1
SSAN	216	0	0	0	0	1	9	7	232
SSS	192	0	0	0	0	2	6	2	202
SST	134	0	0	0	0	0	10	0	144
SWAT	40	0	0	17	0	0	6	2	65
TAMU	58	0	0	0	0	3	4	0	65
TASC	44	0	0	0	0	0	2	0	46
TTST	122	0	0	0	0	5	4	10	140
TWST	417	0	0	0	0	20	15	45	495
TYES	154	0	0	0	0	1	3	1	159
UH	4	0	0	0	0	0	1	0	5
UN	61	0	0	0	0	5	9	12	86
USA	8	0	0	14	0	0	1	0	23
VSST	0	0	0	0	0	0	2	0	2
WHAT	131	0	0	0	0	0	6	2	139
Total	7598	0	0	153	0	174	336	271	8508

Start time 8:00

January 7th TPC meeting

Attended

Joel Beard	DADS
Eddie Adams	LSST
Mark Martinez	NOCH
Paige Sikkema	NOCH
Dusti See	MARC
Mike Robinson	ESA
Shana Trabone	TWST
Tim Bauer	TWST
Sean Dormian	
Alicia Finnigan	
Donna Dormiani	RICE
Gilbert Legaspi	HSC
Herb Schwab	GULF
Doug Buckalew	WHAT
Mike McCauley	PACK
Rey Agular	DADS
Mark Boerner	TSST

Item 1 passed at the board meeting

1. Champs III and April open meet changes for TWST
 - a. We approved increasing \$7.50 for individual events \$15 for relays
 - b. TWST cannot host their April Open meet on April 17-19. TPC approved them to host the meet April 24th-26th.
 - i. We approved to not due central receiving for this Open meet and TPC would assign teams where they would go based on last couple years entries. Some teams would have to change the weekend they are going to the meet.
 - ii. This would be sent out by the beginning of March.

Item 2 Passed at the board meeting

2. Update Gulf Champs time standards for December meet.
 - a. We approved to lower some standards to try to make the meet closer to 600 swimmers for the meet

Item 3.a was a tie at the board meeting. Item 3.b Passed at the Board meeting

3. Vote on 2015-2016 meet schedule
 - a. Changes that were made to the dates and names of the meets
 - i. In December
 1. Fall champs would be 11 and over champs
 2. 8 and under champs is now 10 and under champs
 - ii. July meets
 1. B and under champs meet is moved to July 23-24
 2. Gulf summer age group champs meet is the same weekend but with 2 sites (this is the Jr. meet)
 3. Gulf summer champs will be the same weekend but 1 site (standards will be changed accordingly)

Item 4 passed at the board meeting

4. Meet bids for Gulf Sponsored meets
 - a. TPC will send out bids for teams that are hosting club sponsored invitationals. This way there is a list of invites that are noted so that the gulf knows how many gulf sponsored meets there are.
 - b. Approved March 8th-March 29th for the bids to be sent in.

Item 5 was not voted on at the board meeting

5. 2015 LC Standards need approved.

Next TPC meeting April 1st

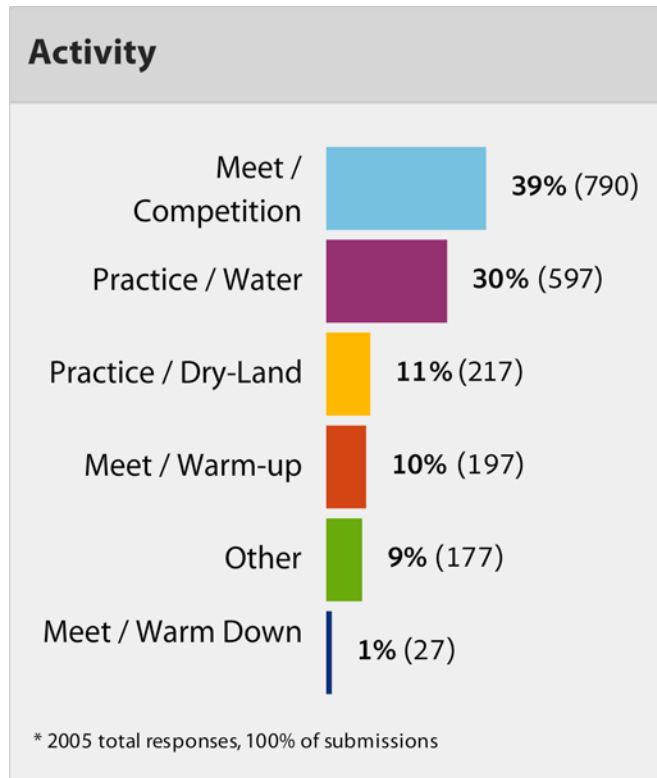
End 9:53

Gulf 2015-2016 Short and Long Course Schedule

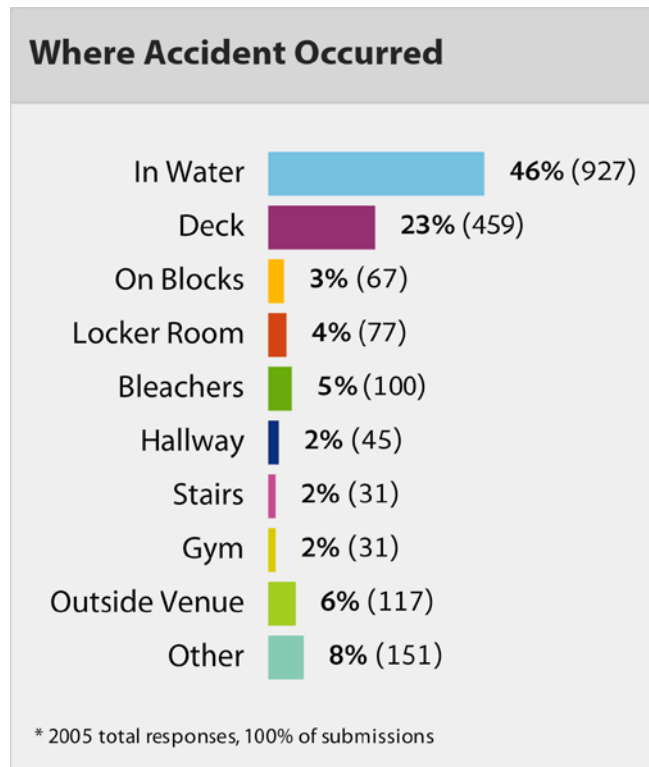
Wk	Dates	Gulf Meets	Groups	Gulf Hosts	Entries Due	Club Meets	Notes
1	September	5-6					
2		12-13					Labor Day - Monday, Sept 7th
3		19-20					
4		26-27					
5	October	4	Gulf Open Water Champs	1	22-Sep		U.S. Aquatic Sports National Convention 9/27-10/4
6		10-11	Gulf Open Meet	4	19-Sep		Look at moving that to 5 sites
7		17-18	Senior	1	6-Oct		TSA Convention ?
8		24-25					
9		31-1					
10	November	7-8	Senior	1	27-Oct		
11		14-15	Gulf Open Meet	5	24-Oct		
12		21-22					
13		28-29					Thanksgiving- Nov 26th
14	December	4-6	Gulf Sr.Champs	1	24-Nov		ATT SCNationals, Dec 3-5
			11 and Over Champs	5	16-Nov		11 and over champs meet
15		11-13	Gulf Age Group Champs	1	1-Dec		ATT SC Jr. Nationals, Dec 10-12
		12-13	10 and under Champs	3	21-Nov		12-13 to 10 and under meet
16		19-20					
17		26-27					Christmas - Friday, Dec 25
18	January 2016	2-3					New Years Day - Friday, Jan 1
19		9-10	Gulf Open Meet	4	19-Dec		
20		16-17					MLK - Jan 18th
21		23-24					UIL Districts
22		30-31					UIL Districts
23	February	6-7					UIL Regions
24		12-14	13 & Over Prelim/Final	1	2-Feb		
		13	Short Course Champs I (8&U)	3	23-Jan		
25		19-21	Short Course Champs II	6	30-Jan		UIL State
26		26-28	Short Course Champs III	1	16-Feb		SC Sectionals, Feb 25-28
27	March	5-6					TAGS, March 3-6
28		12-13					
29		19-20					NCSA, Mar 15-19??
30		26-27					Easter - Sunday, March 27th
31	April	2-3					
32		9-10					
33		15-17	Gulf Open Meet	3	26-Mar		
34		24	Open Water Meet	1	12-Apr		
35		30-1					
36	May	7-8					
37		13-15	Gulf Open Meet	3	23-Apr		
38		21-22					
39		28-29					
40	June	4-5					Memorial Day - Monday, May 30th
41		11-12					
42		18-19					
43		24-26	Gulf Open Meet	2	4-Jun		Olympic Trials, June 26-July 3
44	July	2-3					Monday- July 4
45		8-10	Gulf Summer Age Groups Champs	2	28-Jun		Sectionals July 7-10
46		15-17	Gulf Summer Champs	1	27-Jun		keep the same weekend but make 2 sites
47		23-24	B & Under Champs Meet				keep the same weekend but make 1 site
48		30-31					TAGS, July 20-24
49	August	6-7					
50		13-14					Sr. Z, Aug 3-7 / NACC Aug 6-9 US Open, Aug 2-6 / Olympics, Aug 6-13 Jr. Nationals, August 9-13
51		20-21					
52		27-28					

Gulf Swimming								
Gulf Summer Champs Time Standards								
2015								
GIRLS						BOYS		
SCY	SCM	LCM	10 & UNDER			SCY	SCM	LCM
33.59	37.19	37.99	50 FREE			32.79	36.39	37.09
1:15.29	1:23.59	1:24.49*	100 FREE			1:14.09	1:22.19	1:22.69*
2:43.49	3:01.49	3:04.99*	200 FREE			2:37.09	2:54.29	2:57.89
7:11.09	6:17.19	6:24.89	500/400 FR			6:53.59	6:01.89	6:09.29
40.69	45.19	45.79*	50 BACK			40.29	44.69	44.60*
1:28.29	1:37.99	1:38.79*	100 BACK			1:29.09	1:38.89	1:38.69*
46.19	51.29	52.19*	50 BREAST			44.99	49.89	50.99
1:40.29	1:51.29	1:53.19*	100 BREAST			1:39.19	1:50.09	1:51.69*
38.99	43.29	43.84*	50 FLY			36.49	40.59	41.39
1:30.89	1:40.89	1:42.99	100 FLY			1:28.19	1:37.89	1:38.29*
3:03.79	3:23.99	3:26.89*	200 IM			3:00.09	3:19.89	3:22.19*
GIRLS						BOYS		
SCY	SCM	LCM	11 & 12			SCY	SCM	LCM
29.89	33.19	33.79*	50 FREE			29.49	32.69	33.19*
1:05.69	1:12.89	1:13.79*	100 FREE			1:04.39	1:11.49	1:11.49*
2:20.29	2:35.79	2:38.49*	200 FREE			2:19.69	2:34.99	2:34.49*
6:15.59	5:28.69	5:35.39	500/400 FR			6:15.49	5:28.59	5:34.79*
36.19	40.19	40.59*	50 BACK			34.89	38.69	39.49
1:15.99	1:24.39	1:26.09	100 BACK			1:14.89	1:23.19	1:24.89
2:37.39	2:54.69	2:55.09*	200 BACK			2:39.49	2:57.09	2:57.29*
39.79	44.19	45.09	50 BREAST			37.89	42.09	42.99
1:26.79	1:36.29	1:38.29	100 BREAST			1:22.99	1:32.09	1:33.99
3:05.49	3:25.89	3:24.89*	200 BREAST			2:58.69	3:18.29	3:21.19*
32.79	36.39	37.09	50 FLY			32.59	36.19	36.89
1:16.19	1:24.59	1:26.29	100 FLY			1:13.49	1:21.59	1:22.69*
2:36.69	2:53.89	2:57.49	200 FLY			2:34.19	2:51.19	2:54.69
2:41.99	2:59.79	3:03.49	200 IM			2:40.49	2:58.09	2:58.59*
GIRLS						BOYS		
SCY	SCM	LCM	13 & 14			SCY	SCM	LCM
29.59	32.79	33.19	50 FREE			27.59	31.49	31.19*
1:04.49	1:11.59	1:11.19*	100 FREE			1:00.69	1:07.39	1:07.89*
2:20.89	2:36.39	2:37.19*	200 FREE			2:16.49	2:31.59	2:28.89*
6:03.09	5:17.69	5:23.59*	500/400 FR			5:50.49	5:06.89	5:10.29*
13:06.19	11:27.89	11:41.99	1000/800 FR			12:43.59	11:08.09	11:21.79
20:14.99	20:11.39	20:36.09	1650/1500 FR			18:54.99	18:51.59	19:14.69
1:14.79	1:23.09	1:24.79	100 BACK			1:12.79	1:20.79	1:21.59*
2:39.39	2:56.89	2:58.99*	200 BACK			2:34.09	2:51.09	2:52.99*
1:24.29	1:33.49	1:35.49	100 BREAST			1:17.69	1:26.29	1:28.09
3:04.69	3:25.09	3:28.79*	200 BREAST			2:54.59	3:13.79	3:16.39*
1:14.09	1:23.29	1:22.99*	100 FLY			1:11.89	1:19.79	1:18.99*
2:36.59	2:53.79	2:57.39	200 FLY			2:29.59	2:46.09	2:49.49
2:39.99	2:55.39	2:58.99	200 IM			2:32.29	2:49.09	2:49.04
5:08.29	5:50.99	6:02.29	400 IM			5:02.69	5:33.69	5:46.39*
GIRLS						BOYS		
SCY	SCM	LCM	15 & OVER			SCY	SCM	LCM
27.89	30.89	31.59	50 FREE			25.49	28.29	28.79*
1:01.59	1:08.39	1:09.79	100 FREE			56:29	1:02.49	1:02.99*
2:12.19	2:26.79	2:29.39*	200 FREE			2:03.69	2:17.39	2:17.29*
5:48.09	5:04.49	5:10.79	500/400 FR			5:27.59	4:46.59	4:51.19*
12:29.29	10:55.69	11:09.09	1000/800 FR			11:35.09	10:08.19	10:20.69
19:29.39	19:25.79	19:49.89	1650/1500 FR			18:35.19	18:31.89	18:54.59
1:12.59	1:20.59	1:22.19*	100 BACK			1:06.59	1:13.89	1:15.49
2:33.89	2:50.89	2:54.19*	200 BACK			2:31.29	2:47.89	2:57.59*
1:18.29	1:26.89	1:28.69	100 BREAST			1:11.39	1:19.19	1:20.89
2:53.39	3:12.39	3:16.39	200 BREAST			2:42.49	3:00.39	3:03.79*
1:10.09	1:17.89	1:19.49	100 FLY			1:01.49	1:08.29	1:09.29*
2:34.49	2:51.59	2:55.09	200 FLY			2:15.19	2:30.09	2:33.19
2:31.89	2:48.59	2:51.59*	200 IM			2:20.19	2:35.69	2:38.39*
5:11.29	5:45.59	5:54.09*	400 IM			4:53.99	5:23.79	5:31.59*

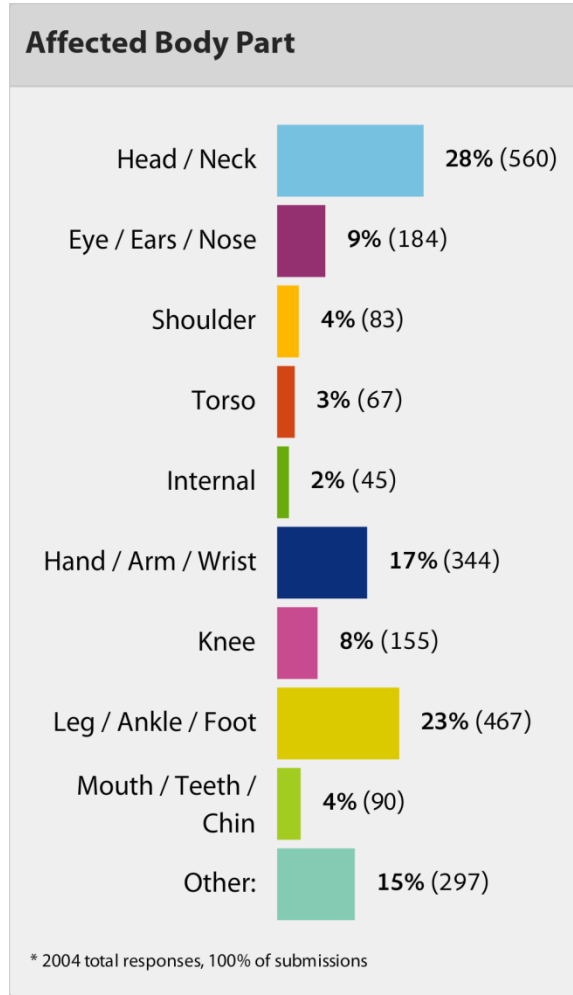
WHEN ACCIDENTS HAPPEN



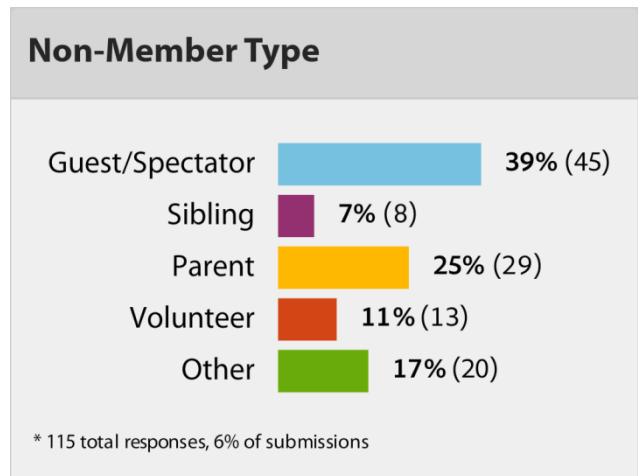
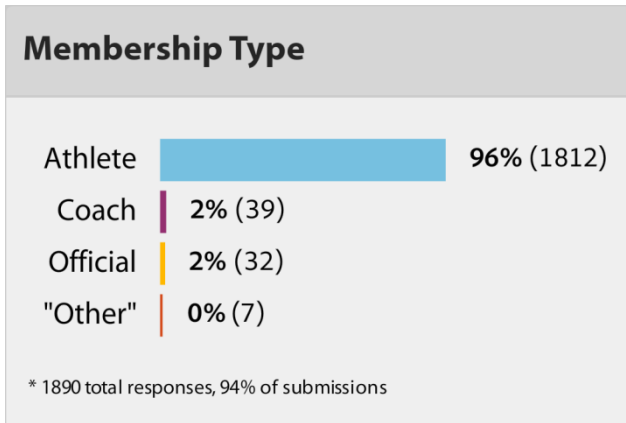
WHERE ACCIDENTS HAPPEN



AFFECTED BODY PART



MEMBER/NON-MEMBER TYPE



Gulf Swimming Publicity Report

1. Open Water Champs – Oct 5, 2014
 - a. Top 3 teams: First Colony (FCST), Houston Swim Club (HSC), Rice Aquatics (RICE)
2. Fall Champs – Dec 5-7, 2014
 - a. Winning respective sites: First Colony Swim Team (FCST); Katy Aquatics (KATY); Harris County Aquatics Program (HCAP); The Woodlands Swim Team (TWST); Premier Aquatics (PACK)
3. Gulf Senior Champs – Dec 5-7, 2014
 - a. Top 3 teams: The Woodlands Swim Team (TWST); First Colony Swim Team (FCST); Jeffco Swim Team (JH-CO).
4. USA Junior National Championships, Dec 10-13, 2014; Federal Way, WA.
 - a. Participating teams: Aggie Swim Club (AGS), Blue Tide Aquatics (BTA), Cypress Fairbanks Swim Club (CFSC), Eagle Swimming Association (ESA), First Colony Swim Team (FCST), Katy Aquatics (KATY), Harris County Aquatics Program (HCAP), Lone Star Swim Team (LSST), Magnolia Aquatic Club (MAC), Pearland Aquatics (PEAK), South Shore Sails (SSS).
5. Gulf AG Champs – Dec 12-14, 2014
 - a. Top 3 teams: The Woodlands Swim Team (TWST); Cypress Fairbanks Swim Club (CFSC); First Colony Swim Team (FCST).
 - b. Max Hardt swims to 5th on USA-S all-time top 100 list for 11-12 boys 200y butterfly.
6. USA Swimming Club Excellence Program
 - a. Silver Medal Clubs: Cypress Fairbanks Swim Club (CFSC), First Colony Swim Team (FCST); Magnolia Aquatic Club (MAC).
 - b. Bronze Medal Clubs: Eagle Swimming Association (ESA), Katy Aquatics (KATY), Premier Aquatics (PACK), Sienna Plantation Aquatics (SPA), The Woodlands Swim Team (TWST).