



**FINANCE VICE CHAIR**

Tim Bauer

Not Present. See Attached.

**TREASURER**

Tom Hasz

See attached. Tom went over the current budget and where the Board currently stands on financials.

**SENIOR VICE CHAIR**

Charlie Fry

See attached.

**AGE GROUP VICE CHAIR**

Jennie Shamburger

See attached.

**ATHLETE REGISTRATION COORDINATOR**

Annette Leach

Not present. See attached.

**NON-ATHLETE REGISTRATION COORDINATOR**

Eddie Adams

See attached for updated registration

**OFFICIALS CHAIR**

Rick Tobin

Not present. See attached Report.

**TECHNICAL PLANNING COMMITTEE CHAIR**

Joel Beard

Gulf Senior Champs in December – recommendation is to move the meet to a 3 and half day meet. Recommend to make the standards tougher for the long events. The other option would be to up the time standards for all events and keep it at a 3 day meet. Majority of coaches prefer the first option of a 3.5 day meet. The consensus of the group was to keep all 15&overs at the same meet instead of moving them to Fall Champs, or creating 2 meets.

Question is posed about the process for approving the changes for the meets. Joel actually has the decision as to how the process works and is allowed to change the voting process. He had coaches vote and if the vote was close, he takes it to the technical planning committee for the final decision.

Teams are encouraged to come to TPC meetings if they are really interested in meet bids. This was the first year with a huge influx of meet hosts, and TPC actually had to choose hosts. Jim recommends that if you are bidding on the meet you should be present at the meeting.

Joel makes the recommendation to approve the 3.5 day meet and creating tougher time standards for 2 long events. Recommendation is seconded and passes. Joel makes a motion to approve the bids. Motion is seconded. Motion

passes. Joel is looking into finding a host for the B&under Champs meet and there is only one site for the June Open Meet, so he is looking for a second host. Warm-up and warm-down lanes are now a requirement for all short course Gulf Champs meet hosts.

### **SAFETY COORDINATOR**

Matt Wagner

Not Present. See attached. Sent report with accident breakdown in swimming. Most accidents happen during swim meets. The second most occurrence is during practice.

### **PAST GENERAL CHAIR**

Herb Schwab

No Report.

### **ATHLETE REPRESENTATIVES**

Alicia Finnegan/Sean Dormiani

Not Present. No Report.

### **COACH REPRESENTATIVE**

Rey Aguilar

Coach's meeting held this morning. One item was that "circle in" confused a lot of parents. It was decided that it's the team responsibility to educate parents on how to circle in. It was also discussed to have B&Under swim short course instead of long course. Discussed the possibility of holding short course meets for 12&unders instead of long course meets. Referred to TPC for further discussion. Also discussed allowing open market meets on the same weekends as Gulf Open meets. Question posed about USA appeal process to host meets would allow the meet to run anyway – it is determined that that issue is determined by the LSC. Herb said it's actually really vague and the appeals process could actually work in favor as a team.

Motion presented to make all meet weekends open (so gulf meets and invites could occur at the same time except with championship weekends (they would be restricted to only gulf champ meets) and will be started after the 2016 long course season. Motion seconded. Motion passes. Will be presented at the House at the next meeting.

Coach's clinic was a huge success! Paige appreciates the feedback coming in with the surveys – keep them coming!

## **REPORTS OF COMMITTEES AND COORDINATORS**

### **SANCTIONS COORDINATOR**

Herb Schwab

Everything except for 1 meet has been sanctioned and Joel is working on that one meet.

**NTV/RECORDS COORDINATOR**

Rick Kehlenbach Not Present. No Report.

**DISABILITY SWIMMING COORDINATOR**

Matt Sale Not present. No Report.

**COMPUTER INFORMATION SYSTEM COORDINATOR**

Shannon Clark Not present. Be patient with meet announcements in June and July because she is heading into swim camps and email access will be limited.

**EQUIPMENT COORDINATOR**

Eddie Adams We are in good shape for equipment. We are going to have a document online by the fall to use equipment. Henry recommends a drop box set up for forms.

**CLUB DEVELOPMENT LIASON**

Mike Nordmann No Report.

**PUBLICITY COORDINATOR**

Beau Caldwell Not Present. See attached report. Jim Crampton has a swimmer missing from the NCSA list and a sectional swimmer was missing too. Henry will input corrections.

**DIVERSITY COORDINATOR**

Gilbert Legaspi Not Present. No Report.

**OPEN WATER COORDINATOR**

Seth Huston Not Present. The National trip was really great, and we had a lot of top finishers at the meets. Kids were very well-respected and well behaved. Spoke with South Texas and they take the swimmers to this meet and the Zones meet and charge swimmers one price. The LSC agreed to support the Zone meet but we haven't developed a criteria for selecting a team. Board agrees to not attend Zones Open Water this summer but to attend next summer.

**CAMP COORDINATOR**

Mandy Norris Not Present. See attached report. Same number of swimmers at Catch the Spirit Camp as in the past. Families really liked it. Recommends to expand to 2 sites to expand the camp. Also, advertising should happen earlier.

**SAFE SPORT COORDINATOR**

Travis Sandifer No Report.

**UNFINISHED / OLD BUSINESS** Nominating Committee's Report: (see attached) This report needs to be published as soon as possible on the gulf

website. Rey will present coach's rep at the House of Delegates meeting. Only coaches can vote at the meeting.

Audit committee met and has reviewed the books and the 990 form. Everything looks in good order, so report will be filed. Herb needs to get everyone's signature from the audit committee to file. Tom will send out the 990 to all board members for any comments before sending it to the IRS.

Paid administrator position for the LSC – committee was formed, but only met one time. Henry would like to take another try at this and post a job listing on the gulf website and USA swimming site. Henry has a timeline and job posting. Timeline: need board approval to post application, get job posted on applicable sites, committee will review any of the applications that come in and will review the list of candidates, interview process would be done between June and July, candidates will be ranked using a hiring matrix, the final candidate will be presented to the board, the board will ever approve or deny in July, then we will try to hire the candidate and offer a salary. Henry read the job posting (see attached.) Motion to post the job application. Seconded. Motion passes.

## **NEW BUSINESS**

Request from Paige: Reports should be sent out earlier to board members earlier. Could there be a progression of meetings? Coaches meetings to TPC to Board to House of Delegates?

When a special House of Delegates meeting is held, the minutes need to be posted before the next meeting. It would be possible to hold TPC meeting and House of Delegates meeting on the same day if there is 20 days notice given.

Team Unify's meet manager called Touchpad – Eddie has done a lot of research and thinks we should look into using Touchpad. It is a good system and was told he couldn't use it. Henry asks if Eddie could use it for club meets? He feels that Touchpad can be limiting especially for championship meets. Joel has had an issue with it making meet backup files because they cannot be transferred over to hytek. Meet files are also not transferable – have to create separate files. Touchpad is free, but only if you have Team Unify. Mike recommends forming a committee to look at using Touchpad. Is USA Swimming using it at their National meet? If club sponsored meets could use Touchpad, and then come back in a year and give feedback before it affects TPC. Mike Nordmann will lead committee and look into it.

**ANNOUNCEMENTS**

The meeting was adjourned at 9:19 pm.

Respectfully Submitted,

Anna Tarka  
Board of Directors, Secretary  
Gulf Swimming, Inc.

General Chairman Report  
Board of Directors Meeting  
4/29/15

**Announcements:**

All future Gulf Technical Planning Meetings will start at 7:30 pm rather than 8:00 pm. See the revised Gulf meeting schedule attached.

Texas Swimming Association (TSA) Annual Meeting – TSA bylaws state that the annual meeting is to be held within the two weeks following the USAS national convention. This year, the USAS meeting takes place in October and therefore would put the TSA meeting during the short course season. Therefore the TSA meeting will convene during the Long Course TAGS meet being held in Austin which starts on July 22nd. An exact date will be announced as we get closer to the meet date.

GULF SWIMMING  
MEETING SCHEDULE  
2014 – 2015

| DATE                     | TIME                 | MEETING  |
|--------------------------|----------------------|--|
| August 20, 2014          | 7:00 p.m.            | Administrative Officials' Clinic                             |
| August 27, 2014          | 6:30 p.m.            | Meet Directors' Clinic                                       |
| September 3, 2014        | 7:30 p.m.            | Board of Directors   |
| September 16-21, 2014    |                      | U.S. Aquatic Sports National Convention – Jacksonville, FL   |
| September 24, 2014       | 8:00 p.m.            | House of Delegates   |
| September 27, 2014       |                      | Gold Medal Clinic  |
| September 28, 2014       | 5:00 p.m.            | Twenty-Third Annual Gulf Awards Banquet – Marriott Westchase |
| October 1, 2014          | 8:00 p.m.            | Technical Planning Committee                                 |
| October 4, 2014          |                      | Annual TSA Convention – Houston                              |
| November 5, 2014         | 7:30 p.m.            | Board of Directors   |
| January 7, 2015          | 8:00 p.m.            | Technical Planning Committee                                 |
| January 14, 2015         | 7:30 p.m.            | Board of Directors   |
| January 28, 2015         | 8:00 p.m.            | House of Delegates   |
| <del>April 1, 2015</del> | <del>8:00 p.m.</del> | <del>Technical Planning Committee</del>                      |
| <b>April 22, 2015</b>    | <b>7:30 p.m.</b>     | <b>Technical Planning Committee</b>                          |
| April 29, 2015           | 7:30 p.m.            | Board of Directors   |
| May 20, 2015             | 8:00 p.m.            | House of Delegates   |
| <b>June 10, 2015</b>     | <b>7:30 p.m.</b>     | <b>Technical Planning Committee</b>                          |
| July 8, 2015             | 7:30 p.m.            | Board of Directors   |



**Gulf Swimming Inc**  
**Balance Sheet Prev Year Comparison**  
As of March 31, 2015

|   | <u>Mar 31, 15</u>          | <u>Mar 31, 14</u>          | <u>\$ Change</u>         |
|---|----------------------------|----------------------------|--------------------------|
| <b>ASSETS</b>                               |                            |                            |                          |
| Current Assets                              |                            |                            |                          |
| Checking/Savings                            |                            |                            |                          |
| 1000 - Bank and Investment Balances         |                            |                            |                          |
| 1005 - CHASE BUSINESS CHECKING              | 464,801.28                 | 421,924.91                 | 42,876.37                |
| 1015 - CHASE BUSINESS MONEY MARKET ACC      | 100,973.03                 | 100,862.19                 | 110.84                   |
| 1025 - Chase OutReach Account               | 336,887.49                 | 175,118.91                 | 161,768.58               |
| 1030 - Edward Jones Investments             | <u>1,426,665.84</u>        | <u>1,357,188.56</u>        | <u>69,477.28</u>         |
| Total 1000 - Bank and Investment Balances   | <u>2,329,327.64</u>        | <u>2,055,094.57</u>        | <u>274,233.07</u>        |
| Total Checking/Savings                      | <u>2,329,327.64</u>        | <u>2,055,094.57</u>        | <u>274,233.07</u>        |
| Total Current Assets                        | <u>2,329,327.64</u>        | <u>2,055,094.57</u>        | <u>274,233.07</u>        |
| <b>TOTAL ASSETS</b>                         | <u><b>2,329,327.64</b></u> | <u><b>2,055,094.57</b></u> | <u><b>274,233.07</b></u> |
| <b>LIABILITIES &amp; EQUITY</b>             |                            |                            |                          |
| Liabilities                                 |                            |                            |                          |
| Current Liabilities                         |                            |                            |                          |
| Other Current Liabilities                   |                            |                            |                          |
| 2570 - Short-term liabilities - other       |                            |                            |                          |
| 2571 - USA Swimming                         | 1,413.00                   | 0.00                       | 1,413.00                 |
| Total 2570 - Short-term liabilities - other | <u>1,413.00</u>            | <u>0.00</u>                | <u>1,413.00</u>          |
| Total Other Current Liabilities             | <u>1,413.00</u>            | <u>0.00</u>                | <u>1,413.00</u>          |
| Total Current Liabilities                   | <u>1,413.00</u>            | <u>0.00</u>                | <u>1,413.00</u>          |
| Total Liabilities                           | 1,413.00                   | 0.00                       | 1,413.00                 |
| Equity                                      |                            |                            |                          |
| 3001 - Opening Bal Equity                   | 513,056.68                 | 513,056.68                 | 0.00                     |
| 3010 - Unrestrict (retained earnings)       | 1,725,735.05               | 1,415,110.96               | 310,624.09               |
| Net Income                                  | <u>89,122.91</u>           | <u>126,926.93</u>          | <u>-37,804.02</u>        |
| Total Equity                                | <u>2,327,914.64</u>        | <u>2,055,094.57</u>        | <u>272,820.07</u>        |
| <b>TOTAL LIABILITIES &amp; EQUITY</b>       | <u><b>2,329,327.64</b></u> | <u><b>2,055,094.57</b></u> | <u><b>274,233.07</b></u> |

**Gulf Swimming Inc**  
**Balance Sheet Prev Year Comparison**  
 As of March 31, 2015

|  | <b>% Change</b> |
|--|-----------------|
| <b>ASSETS</b>                                      |                 |
| <b>Current Assets</b>                              |                 |
| <b>Checking/Savings</b>                            |                 |
| <b>1000 - Bank and Investment Balances</b>         |                 |
| 1005 - CHASE BUSINESS CHECKING                     | 10.16%          |
| 1015 - CHASE BUSINESS MONEY MARKET ACC             | 0.11%           |
| 1025 - Chase OutReach Account                      | 92.38%          |
| 1030 - Edward Jones Investments                    | 5.12%           |
| <b>Total 1000 - Bank and Investment Balances</b>   | <b>13.34%</b>   |
| <b>Total Checking/Savings</b>                      | <b>13.34%</b>   |
| <b>Total Current Assets</b>                        | <b>13.34%</b>   |
| <b>TOTAL ASSETS</b>                                | <b>13.34%</b>   |
| <b>LIABILITIES &amp; EQUITY</b>                    |                 |
| <b>Liabilities</b>                                 |                 |
| <b>Current Liabilities</b>                         |                 |
| <b>Other Current Liabilities</b>                   |                 |
| 2570 - Short-term liabilities - other              |                 |
| 2571 - USA Swimming                                | 100.0%          |
| <b>Total 2570 - Short-term liabilities - other</b> | <b>100.0%</b>   |
| <b>Total Other Current Liabilities</b>             | <b>100.0%</b>   |
| <b>Total Current Liabilities</b>                   | <b>100.0%</b>   |
| <b>Total Liabilities</b>                           | 100.0%          |
| <b>Equity</b>                                      |                 |
| 3001 - Opening Bal Equity                          | 0.0%            |
| 3010 - Unrestrict (retained earnings)              | 21.95%          |
| <b>Net Income</b>                                  | -29.78%         |
| <b>Total Equity</b>                                | <b>13.28%</b>   |
| <b>TOTAL LIABILITIES &amp; EQUITY</b>              | <b>13.34%</b>   |

**Gulf Swimming Inc**  
**Profit & Loss YTD Comparison**  
January through March 2015

|                                   | <u>Jan - Mar 15</u>     | <u>Jan - Mar 15</u>     |
|-----------------------------------|-------------------------|-------------------------|
| <b>Ordinary Income/Expense</b>    |                         |                         |
| <b>Income</b>                     |                         |                         |
| 5100 · Earned revenues            | 121,541.57              | 121,541.57              |
| <b>Total Income</b>               | <u>121,541.57</u>       | <u>121,541.57</u>       |
| <b>Expense</b>                    |                         |                         |
| 8100 · Non-personnel expenses     | 32,927.52               | 32,927.52               |
| 8300 · Travel & meetings expenses | 12,694.64               | 12,694.64               |
| 8500 · Misc expenses              | 14,419.10               | 14,419.10               |
| <b>Total Expense</b>              | <u>60,041.26</u>        | <u>60,041.26</u>        |
| <b>Net Ordinary Income</b>        | 61,500.31               | 61,500.31               |
| <b>Other Income/Expense</b>       |                         |                         |
| <b>Other Income</b>               |                         |                         |
| 6800 · Unrealized gain (loss)     | 27,622.60               | 27,622.60               |
| <b>Total Other Income</b>         | <u>27,622.60</u>        | <u>27,622.60</u>        |
| <b>Net Other Income</b>           | <u>27,622.60</u>        | <u>27,622.60</u>        |
| <b>Net Income</b>                 | <u><u>89,122.91</u></u> | <u><u>89,122.91</u></u> |

**Gulf Swimming Inc**  
**Profit & Loss Budget Performance**  
 January through March 2015

|                                  | <u>Jan - Mar 15</u> | <u>YTD Budget</u> | <u>Annual Budget</u> |
|----------------------------------|---------------------|-------------------|----------------------|
| <b>ATHLETE TRAVEL FUND</b>       |                     |                   |                      |
| Age Group Camps                  | 1,192.70            | 0.00              | -100.00              |
| Fines                            | 1,608.75            | 1,520.00          | 4,000.00             |
| Futures Championship             | 0.00                | 0.00              | -14,199.38           |
| Gold Medal Clinic                | 0.00                | 0.00              | -1,500.00            |
| LC Juniors                       | 0.00                | 0.00              | -36,352.20           |
| NASA JR                          | 0.00                | 0.00              | -28,507.50           |
| NCSA Juniors                     | 0.00                | 0.00              | -61,809.94           |
| NCSA LC Jr                       | 0.00                | 0.00              | -49,617.23           |
| North American Challenge         | 0.00                | 0.00              | -50,000.00           |
| Open Water                       | 0.00                | 0.00              | -6,501.65            |
| Open Water All Star              | 3,400.00            | 0.00              | -9,000.00            |
| Sanctions                        | 3,120.00            | 1,600.00          | 10,000.00            |
| SCY Jr Championships             | -8,963.79           | -12,000.00        | -22,000.00           |
| Select Camps                     | 0.00                | 0.00              | -1,200.00            |
| Senior Nationals - Summer        | 0.00                | 0.00              | -15,300.00           |
| <b>Southern Zones</b>            |                     |                   |                      |
| Southern Zone Sr Meet            | 0.00                | 0.00              | -31,800.00           |
| <b>Total Southern Zones</b>      | <u>0.00</u>         | <u>0.00</u>       | <u>-31,800.00</u>    |
| <br>                             |                     |                   |                      |
| Splash Fees                      | 97,577.25           | 62,485.00         | 250,000.00           |
| Texas All Star Camp              | 0.00                | 0.00              | -4,400.00            |
| USAS Convention                  | 0.00                | 0.00              | -3,500.00            |
| <b>Total ATHLETE TRAVEL FUND</b> | <u>97,934.91</u>    | <u>53,605.00</u>  | <u>-71,787.90</u>    |
| <br>                             |                     |                   |                      |
| Donations                        | 0.00                | 0.00              | -500.00              |
| <b>EQUIPMENT FUND</b>            |                     |                   |                      |
| Equipment Purchase               | -8,380.30           | 0.00              | -15,000.00           |
| Equipment Rental                 | 0.00                | 300.00            | 3,000.00             |
| Equipment Repair                 | -1,925.00           | 0.00              | -3,000.00            |
| Equipment Shipping               | -354.46             | 0.00              | -500.00              |
| Office Equipment                 | 0.00                | 0.00              | -1,000.00            |
| Registration                     | 0.00                | 0.00              | -350.00              |
| Storage                          | -2,936.00           | -1,000.00         | -3,500.00            |
| <b>Total EQUIPMENT FUND</b>      | <u>-13,595.76</u>   | <u>-700.00</u>    | <u>-20,350.00</u>    |
| <br>                             |                     |                   |                      |
| <b>GENERAL FUND</b>              |                     |                   |                      |
| <b>ADMIN VICE CHAIR</b>          |                     |                   |                      |
| Copy Expenses                    | 0.00                | 0.00              | -25.00               |
| Filing Fees                      | 0.00                | 0.00              | -25.00               |
| <b>Total ADMIN VICE CHAIR</b>    | <u>0.00</u>         | <u>0.00</u>       | <u>-50.00</u>        |
| <br>                             |                     |                   |                      |
| <b>AGE GROUP VICE CHAIR</b>      |                     |                   |                      |
| Ladder of Success                | -1,557.60           | 0.00              | -5,000.00            |

## Gulf Swimming Inc

# Profit & Loss Budget Performance

January through March 2015

|                                       | Jan - Mar 15      | YTD Budget       | Annual Budget     |
|---------------------------------------|-------------------|------------------|-------------------|
| <b>Total AGE GROUP VICE CHAIR</b>     | -1,557.60         | 0.00             | -5,000.00         |
| <b>ATHLETE REGISTRATION</b>           |                   |                  |                   |
| <b>Athlete Registration</b>           |                   |                  |                   |
| <b>Ath Reg Income</b>                 |                   |                  |                   |
| Ath Reg Inc - Gulf                    | 11,220.00         | 32,499.00        | 130,000.00        |
| Ath Reg Income - Other                | 0.00              | 0.00             | 0.00              |
| <b>Total Ath Reg Income</b>           | <b>11,220.00</b>  | <b>32,499.00</b> | <b>130,000.00</b> |
| <b>Sea'al Reg Income</b>              |                   |                  |                   |
| Season Ath inc - Gulf                 | 610.00            | 450.00           | 1,800.00          |
| Sea'al Reg Income - Other             | 0.00              | 0.00             | 0.00              |
| <b>Total Sea'al Reg Income</b>        | <b>610.00</b>     | <b>450.00</b>    | <b>1,800.00</b>   |
| Single Meet registration Income       | 0.00              | 0.00             | 400.00            |
| <b>Team Registration Income</b>       |                   |                  |                   |
| Team Reg - Gulf                       | 180.00            | 0.00             | 11,000.00         |
| Team Registration Income - Other      | 0.00              | 0.00             | 0.00              |
| <b>Total Team Registration Income</b> | <b>180.00</b>     | <b>0.00</b>      | <b>11,000.00</b>  |
| Transfer Fee                          | 78.00             | 124.00           | 500.00            |
| <b>Total Athlete Registration</b>     | <b>12,088.00</b>  | <b>33,073.00</b> | <b>143,700.00</b> |
| Computer Expenses                     | 0.00              | 0.00             | -1,000.00         |
| Internet                              | 0.00              | -300.00          | -1,200.00         |
| Outreach Payments                     | -17,561.25        | -17,617.50       | -42,000.00        |
| Postage                               | 0.00              | 0.00             | -350.00           |
| Registration & Times WS               | 0.00              | 0.00             | 0.00              |
| Supplies                              | 0.00              | 0.00             | -650.00           |
| <b>Total ATHLETE REGISTRATION</b>     | <b>-5,473.25</b>  | <b>15,155.50</b> | <b>98,500.00</b>  |
| Background Check                      | -38.00            |                  |                   |
| <b>BANQUET</b>                        |                   |                  |                   |
| Awards                                | -9,248.50         | 0.00             | -14,000.00        |
| Banquet Attendee Fee                  | 0.00              | 0.00             | 13,000.00         |
| Commissions                           | 0.00              | 150.00           | 150.00            |
| Meal Expense (Hotel Charges)          | -3,500.00         | 0.00             | -25,000.00        |
| Non Athlete Awards                    | 0.00              | 0.00             | -300.00           |
| Printing                              | 0.00              | 0.00             | -800.00           |
| Speaker                               | 0.00              | 0.00             | -18,000.00        |
| Supplies                              | 0.00              | 0.00             | -30.00            |
| Transportation                        | 0.00              | 0.00             | -800.00           |
| <b>Total BANQUET</b>                  | <b>-12,748.50</b> | <b>150.00</b>    | <b>-45,780.00</b> |

**Gulf Swimming Inc**  
**Profit & Loss Budget Performance**  
January through March 2015

|                                       | <u>Jan - Mar 15</u> | <u>YTD Budget</u> | <u>Annual Budget</u> |
|---------------------------------------|---------------------|-------------------|----------------------|
| <b>COACH CHAIR</b>                    |                     |                   |                      |
| Coach Clinic                          | 214.10              | 0.00              | -9,000.00            |
| Coach of Year Award                   | 0.00                | 0.00              | -2,000.00            |
| Coach Reimbursm't - Travel Fund       | -2,817.00           | -4,998.00         | -20,000.00           |
| <b>Total COACH CHAIR</b>              | <b>-2,602.90</b>    | <b>-4,998.00</b>  | <b>-31,000.00</b>    |
| <b>COMMUNICATION</b>                  |                     |                   |                      |
| Website Expenses                      | -120.00             | 0.00              | -900.00              |
| <b>Total COMMUNICATION</b>            | <b>-120.00</b>      | <b>0.00</b>       | <b>-900.00</b>       |
| <b>GENERAL CHAIRMAN</b>               |                     |                   |                      |
| Annual Dues                           | 0.00                | -50.00            | -50.00               |
| Meeting Expenses                      | -124.71             | -222.35           | -700.00              |
| Other Expenses                        | 0.00                | -174.00           | -700.00              |
| Postage                               | -24.92              | -62.46            | -250.00              |
| Supplies                              | 0.00                | -125.01           | -500.00              |
| Travel                                | 0.00                | 0.00              | -500.00              |
| <b>Total GENERAL CHAIRMAN</b>         | <b>-149.63</b>      | <b>-633.82</b>    | <b>-2,700.00</b>     |
| <b>NON ATH REGISTRATION</b>           |                     |                   |                      |
| Computer & Printers                   | 0.00                | 0.00              | -300.00              |
| Internet Expenses                     | 0.00                | -150.00           | -600.00              |
| Non Athlete Registration              |                     |                   |                      |
| Non Ath Reg Income                    |                     |                   |                      |
| Family                                | 0.00                | 0.00              | 800.00               |
| Individual                            | 1,345.00            | 0.00              | 18,105.00            |
| Non-Ath Reg Inc - Unclassified        | 0.00                | 0.00              | 0.00                 |
| Non Ath Reg Income - Other            | 0.00                | 0.00              | 0.00                 |
| <b>Total Non Ath Reg Income</b>       | <b>1,345.00</b>     | <b>0.00</b>       | <b>18,905.00</b>     |
| <b>Total Non Athlete Registration</b> | <b>1,345.00</b>     | <b>0.00</b>       | <b>18,905.00</b>     |
| Postage                               | 0.00                | 0.00              | -75.00               |
| Supplies                              | 0.00                | -150.00           | -150.00              |
| Travel                                | 0.00                | 0.00              | 0.00                 |
| <b>Total NON ATH REGISTRATION</b>     | <b>1,345.00</b>     | <b>-300.00</b>    | <b>17,780.00</b>     |
| <b>NTV/Records Coordinator</b>        |                     |                   |                      |
| Internet Expenses                     | -725.12             | -62.52            | -250.08              |
| Observations                          | 50.00               | 150.00            | 600.00               |
| Postage                               | 0.00                | 0.00              | -50.00               |
| Supplies                              | 0.00                | -100.00           | -100.00              |
| Times Uploads                         | 140.00              | 0.00              | 140.00               |

**Gulf Swimming Inc**  
**Profit & Loss Budget Performance**  
January through March 2015

|                                      | <u>Jan - Mar 15</u> | <u>YTD Budget</u> | <u>Annual Budget</u> |
|--------------------------------------|---------------------|-------------------|----------------------|
| Travel                               | 0.00                | -104.00           | -404.00              |
| <b>Total NTV/Records Coordinator</b> | <b>-535.12</b>      | <b>-116.52</b>    | <b>-64.08</b>        |
| <b>OFFICIALS VICE CHAIR</b>          |                     |                   |                      |
| Disqualification Slips               | 0.00                | -200.00           | -200.00              |
| Internet                             | 0.00                | 0.00              | -600.00              |
| Officials Apparel                    | 0.00                | 0.00              | 0.00                 |
| Officials Badges                     | -87.00              | -75.00            | -300.00              |
| Officials Chair Workshop             | 0.00                | 0.00              | -400.00              |
| Officials Clinic                     | 0.00                | 0.00              | -4,068.73            |
| Officials Travel - Meets             | 0.00                | 0.00              | -3,000.00            |
| Officials Workshop                   | 0.00                | 0.00              | -700.00              |
| Postage                              | -15.00              | 0.00              | 0.00                 |
| Printing                             | 0.00                | 0.00              | 0.00                 |
| Rule Books                           | 0.00                | 0.00              | -800.00              |
| Shipping                             | 0.00                | 0.00              | -14.60               |
| Supplies                             | -218.00             | 0.00              | -500.00              |
| <b>Total OFFICIALS VICE CHAIR</b>    | <b>-320.00</b>      | <b>-275.00</b>    | <b>-10,583.33</b>    |
| <b>OTHER</b>                         |                     |                   |                      |
| Banking Expenses                     | -75.00              | -75.00            | -300.00              |
| Money Market Interest                | 33.07               | 13.64             | 79.42                |
| Southern Zone Dues                   | -50.00              | -50.00            | -50.00               |
| <b>Total OTHER</b>                   | <b>-91.93</b>       | <b>-111.36</b>    | <b>-270.58</b>       |
| <b>SECRETARY</b>                     |                     |                   |                      |
| Copy Expenses                        | 0.00                | 0.00              | -50.00               |
| Internet                             | 0.00                | -150.00           | -600.00              |
| Supplies                             | 0.00                | 0.00              | -50.00               |
| <b>Total SECRETARY</b>               | <b>0.00</b>         | <b>-150.00</b>    | <b>-700.00</b>       |
| <b>TECHNICAL VICE CHAIR</b>          |                     |                   |                      |
| Meet Director Clinic                 | 0.00                | 0.00              | -900.00              |
| Software                             | 0.00                | 0.00              | -200.00              |
| <b>Total TECHNICAL VICE CHAIR</b>    | <b>0.00</b>         | <b>0.00</b>       | <b>-1,100.00</b>     |
| <b>TREASURER</b>                     |                     |                   |                      |
| Computer Software                    | 0.00                | 0.00              | -200.00              |
| Internet Expense                     | -305.04             | -300.00           | -1,200.00            |
| Meeting Expenses                     | 0.00                | 0.00              | -50.00               |
| Postage                              | 0.00                | 0.00              | -100.00              |
| Records Storage                      | 0.00                | 0.00              | -900.00              |
| Supplies                             | 0.00                | 0.00              | -350.00              |
| Training                             | 0.00                | 0.00              | -800.00              |

## Gulf Swimming Inc

# Profit & Loss Budget Performance

January through March 2015

|                                     | <u>Jan - Mar 15</u>     | <u>YTD Budget</u>       | <u>Annual Budget</u>      |
|-------------------------------------|-------------------------|-------------------------|---------------------------|
| Travel Expenses                     | 0.00                    | 0.00                    | -800.00                   |
| <b>Total TREASURER</b>              | <b>-305.04</b>          | <b>-300.00</b>          | <b>-4,400.00</b>          |
| <br>                                |                         |                         |                           |
| TSA                                 | 0.00                    | 0.00                    | -100.00                   |
| USAS CONVENTION                     | 0.00                    | 0.00                    | -20,000.00                |
| <b>Total GENERAL FUND</b>           | <b>-22,596.97</b>       | <b>8,420.80</b>         | <b>-6,367.99</b>          |
| <br>                                |                         |                         |                           |
| <b>Office Administrator</b>         |                         |                         |                           |
| Salary                              | 0.00                    | 0.00                    | -50,000.00                |
| Supplies                            | 0.00                    | 0.00                    | -5,000.00                 |
| Travel                              | 0.00                    | 0.00                    | -10,000.00                |
| <b>Total Office Administrator</b>   | <b>0.00</b>             | <b>0.00</b>             | <b>-65,000.00</b>         |
| <br>                                |                         |                         |                           |
| <b>Safe Sport Coordinator</b>       |                         |                         |                           |
| Travel                              | 0.00                    | 0.00                    | -1,500.00                 |
| <b>Total Safe Sport Coordinator</b> | <b>0.00</b>             | <b>0.00</b>             | <b>-1,500.00</b>          |
| <br>                                |                         |                         |                           |
| <b>Sanctions Coordinator</b>        |                         |                         |                           |
| Internet                            | -174.38                 | -300.00                 | -1,200.00                 |
| Meeting Expenses                    | -41.44                  |                         |                           |
| Postage                             | -11.41                  | 0.00                    | -20.00                    |
| Software                            | -5.99                   | -100.00                 | -200.00                   |
| Supplies                            | -8.65                   | 0.00                    | -700.00                   |
| Travel                              | 0.00                    | 0.00                    | -1,500.00                 |
| <b>Total Sanctions Coordinator</b>  | <b>-241.87</b>          | <b>-400.00</b>          | <b>-3,620.00</b>          |
| <br>                                |                         |                         |                           |
| Unclassified                        | 0.00                    | 0.00                    | 0.00                      |
| <b>TOTAL</b>                        | <b><u>61,500.31</u></b> | <b><u>60,925.80</u></b> | <b><u>-169,125.89</u></b> |



## Funded Board-Designated Operating Reserves Calculations for 2015

|  |                |                                     |
|--|----------------|-------------------------------------|
| Total Assests                                    | \$2,269,770.73 |                                     |
| Less Equity in Fixed Assets                      | <u>\$0.00</u>  |                                     |
| Available Unrestricted Assets                    | \$2,269,770.73 |                                     |
| Less Board Designated Funds for Specific Purpose | \$0.00         |                                     |
| Less Board Designated Operating Reserve          | -436,125.89    | Fully covered by Investment Account |
| Undesignated Operating Funds                     | \$1,833,644.84 |                                     |

# GULF Swimming

## Funded Board-Designated Operating Reserve

### I. Philosophy

The establishment and maintenance of a funded Board-Designated Operating Reserve is a high priority. This will enable Gulf Swimming to support strategic business practices and to:

- Manage cash flow interruptions.
- Meet commitments, obligations or other contingencies.
- Generate investment income.

### II. Policy

The purpose of this policy is to establish and maintain a funded Board-Designated Operating Reserve, unencumbered and uncommitted, at a level relative to the annual program funding and the costs of operating and maintaining the organization.

The Operating Reserve is intended to serve a dynamic role and is available to be utilized as needed rather than being static, devoted only to generating interest income.

### III. Definitions

- **Board-Designated Operating Reserve** – Amounts reported in the Total Assets section of the balance sheet and identified as Board-Designated Operating Reserve.
- **Costs of Operating and Maintaining the Organization** – Gulf Swimming's net expenses for Operations as reflected by the approved annual budget.
- **Funded Board-Designated Operating Reserve** – A fund consisting of liquid assets and investments. Liquid assets are those that may be converted to cash quickly and easily. It is not required that Board-Designated Operating Reserve be physically segregated in a separate bank or investment account although Gulf Swimming may decide to do so.

### IV. Strategies and Procedures

- A. Board-Designated Operating Reserve shall be accounted for separate and apart from Undesignated Operating Funds.
- B. The Investment Committee will have the responsibility for developing and recommending policies and guidelines for the investment of the Operating Reserve assets and the Board of Directors will approve such policies and guidelines.
- C. The Operating Reserve goal will be to achieve and maintain at least twelve months of Operating Costs as defined in Section III.

## V. Sources

Assets for the **Board-Designated Operating Reserve** accounts will come from the retained earnings of the organization.

## VI. Uses

- A. Internal line of credit for use to financially operate the organization.
- B. Funds to meet unfunded and unexpected organization needs.
- C. Funds for emergency and emerging needs of subsidiaries.
- D. Funds to make up a deficiency in budgeted revenue, either in results or collection experience.

## VII. Governance

Depletion of the Operating Reserve will be evidenced by a negative balance in Net Income. The procedure for approving use of the Operating Reserve Funds will be as follows:

1. As projected in the budget as approved by the House of Delegates.
2. By approval of the Board of Directors to fund unusual expenditures out of reserves.
3. By extraordinary expenses or loss of revenue and (or) investment losses. In this case, the following procedure will be followed:
  - I. Treasurer will inform the other members of the Investment Committee.
  - II. Treasurer will inform the Board of Directors at its next scheduled meeting.

If the Operating Reserve is and has been less than 75% of the targeted reserve level for two consecutive years, the Board of Directors, in the absence of any extraordinary circumstances, will adopt an operational budget that includes a projected surplus sufficient to rebuild the Operating Reserve Fund to its targeted reserve level over the following two years.

## VIII. Maintenance

The status of the funded **Board-Designated Operating Reserve** will be calculated at the end of each fiscal year based upon audited financial results.

### Operating Reserve Ratio Calculation

The calculation formula will be based upon amounts defined in Section III as follows:  
Unrestricted, Board-Designated Operating Reserve as of 12/31 = [Budgeted Annual Operating Budget]

Example: \$730,705 = 2011 Budget

The adequacy of the Board-Designated Operating Reserve will be determined as follows:

|  | <u>Example</u>          |
|--|-------------------------|
| Total Assets                                     | \$1,187,216             |
| Less Equity in Fixed Assets                      | <u>(0)</u>              |
| Available Unrestricted Assets                    | 1,187,216               |
| Less Board-Designated Funds for Specific Purpose | (0)                     |
| Less <b>Board-Designated Operating Reserve</b>   | <b><u>(730,705)</u></b> |
| <b>Undesignated Operating Funds</b>              | <b><u>\$456,511</u></b> |

The Operating Reserve Ratio Calculation will be presented to the Investment Committee following approval of the financial audit results by the Audit Committee. The Treasurer will consider the adequacy of the Operating Reserve amount and will recommend any changes as deemed necessary.

#### **IX. Policy Review**

This policy will be reviewed every four years by the Treasurer or sooner if conditions warrant. Any changes thereto will be approved by the Board of Directors.

**Registration Report – April 29, 2015**  
**Year To Date Statistics**

**LSC: GU**

|                           | <b>Athlete</b> |             |
|---------------------------|----------------|-------------|
| Athlete                   |                | 7716        |
| Athlete Outreach          |                | 350         |
| Athlete Individual Season |                | 349         |
| Athlete Single Meet       |                | 10          |
| <b>Total:</b>             |                | <b>8425</b> |
| <br>                      |                |             |
| Clubs                     |                | 53          |

Short Course Outreach reimbursement for 2014 -2015 was \$25,907.25. This was for 4115 events.

Long Course 2015 is \$344 for 59 events.

Meet hosts need to remember to have me check the meet before and after the event. The meet needs to be checked before it is sent to Rick Kehlenbach and Shannon Clark.

Annette Leach  
Athlete Registration Coordinator  
Gulf Swimming  
970-945-1205  
anetleach@aol.com

| <i>Club</i> | <i>Athletes</i> | <i>Season 1</i> | <i>Season 2</i> | <i>Individual<br/>Season</i> | <i>Single<br/>Meet</i> | <i>Other NA</i> | <i>Coaches</i> | <i>Officials</i> | <i>Total</i> |
|-------------|-----------------|-----------------|-----------------|------------------------------|------------------------|-----------------|----------------|------------------|--------------|
| AGS         | 276             | 0               | 0               | 0                            | 0                      | 7               | 12             | 5                | 299          |
| ALAC        | 60              | 0               | 0               | 7                            | 0                      | 0               | 2              | 1                | 70           |
| AMBU        | 88              | 0               | 0               | 29                           | 0                      | 2               | 6              | 8                | 132          |
| AQUA        | 216             | 0               | 0               | 0                            | 0                      | 0               | 9              | 1                | 226          |
| BBSC        | 50              | 0               | 0               | 0                            | 0                      | 0               | 2              | 0                | 52           |
| BLST        | 117             | 0               | 0               | 2                            | 0                      | 0               | 6              | 0                | 125          |
| BTA         | 273             | 0               | 0               | 0                            | 0                      | 10              | 10             | 13               | 306          |
| BTST        | 5               | 0               | 0               | 0                            | 0                      | 0               | 1              | 0                | 6            |
| CATS        | 39              | 0               | 0               | 0                            | 0                      | 0               | 2              | 0                | 41           |
| CFSC        | 457             | 0               | 0               | 0                            | 0                      | 11              | 15             | 14               | 497          |
| COOG        | 167             | 0               | 0               | 0                            | 0                      | 1               | 8              | 1                | 177          |
| DADS        | 464             | 0               | 0               | 0                            | 0                      | 15              | 10             | 12               | 498          |
| EPRC        | 23              | 0               | 0               | 7                            | 0                      | 0               | 5              | 0                | 35           |
| ESA         | 257             | 0               | 0               | 3                            | 0                      | 5               | 10             | 15               | 289          |
| FCST        | 544             | 0               | 0               | 3                            | 0                      | 23              | 28             | 22               | 615          |
| FINS        | 149             | 0               | 0               | 0                            | 0                      | 2               | 8              | 1                | 160          |
| GIST        | 75              | 0               | 0               | 3                            | 0                      | 2               | 2              | 0                | 82           |
| HCAP        | 210             | 0               | 0               | 0                            | 0                      | 3               | 9              | 7                | 229          |
| HCCL        | 16              | 0               | 0               | 54                           | 0                      | 0               | 6              | 0                | 76           |
| HSC         | 126             | 0               | 0               | 9                            | 0                      | 3               | 4              | 3                | 145          |
| HUNT        | 47              | 0               | 0               | 0                            | 0                      | 0               | 4              | 1                | 51           |
| KATY        | 601             | 0               | 0               | 35                           | 0                      | 15              | 25             | 13               | 687          |
| LAP         | 43              | 0               | 0               | 4                            | 0                      | 0               | 3              | 0                | 50           |
| LJAC        | 53              | 0               | 0               | 45                           | 0                      | 2               | 7              | 1                | 108          |
| LSST        | 99              | 0               | 0               | 0                            | 0                      | 4               | 8              | 8                | 118          |
| LTST        | 0               | 0               | 0               | 0                            | 0                      | 0               | 2              | 0                | 2            |
| MAC         | 149             | 0               | 0               | 21                           | 0                      | 1               | 5              | 8                | 183          |
| MARC        | 84              | 0               | 0               | 9                            | 0                      | 5               | 4              | 1                | 103          |
| NEHA        | 77              | 0               | 0               | 1                            | 0                      | 1               | 5              | 1                | 85           |
| NOCH        | 95              | 0               | 0               | 0                            | 0                      | 2               | 3              | 4                | 104          |
| OWLS        | 10              | 0               | 0               | 0                            | 0                      | 0               | 1              | 0                | 11           |
| PACK        | 365             | 0               | 0               | 0                            | 0                      | 9               | 13             | 20               | 404          |
| PEAK        | 248             | 0               | 0               | 0                            | 0                      | 14              | 6              | 14               | 281          |
| PFL         | 149             | 0               | 0               | 10                           | 0                      | 0               | 8              | 0                | 167          |
| PLAT        | 63              | 0               | 0               | 7                            | 0                      | 0               | 3              | 2                | 75           |
| RICE        | 221             | 0               | 0               | 0                            | 0                      | 0               | 5              | 3                | 229          |
| ROCC        | 38              | 0               | 0               | 0                            | 0                      | 0               | 2              | 0                | 40           |
| SCAT        | 80              | 0               | 0               | 4                            | 0                      | 5               | 4              | 2                | 95           |

USA Swimming, Inc.  
USA Swimming, Inc.

| <i>Club</i>  | <i>Athletes</i> | <i>Season 1</i> | <i>Season 2</i> | <i>Individual<br/>Season</i> | <i>Single<br/>Meet</i> | <i>Other NA</i> | <i>Coaches</i> | <i>Officials</i> | <i>Total</i> |
|--------------|-----------------|-----------------|-----------------|------------------------------|------------------------|-----------------|----------------|------------------|--------------|
| SHRK         | 182             | 0               | 0               | 19                           | 0                      | 0               | 5              | 9                | 215          |
| SPA          | 110             | 0               | 0               | 0                            | 0                      | 4               | 5              | 0                | 119          |
| SS           | 0               | 0               | 0               | 0                            | 0                      | 0               | 1              | 0                | 1            |
| SSAN         | 221             | 0               | 0               | 15                           | 0                      | 1               | 9              | 7                | 252          |
| SSS          | 204             | 0               | 0               | 0                            | 0                      | 2               | 7              | 2                | 215          |
| SST          | 148             | 0               | 0               | 10                           | 0                      | 0               | 10             | 0                | 168          |
| SWAT         | 44              | 0               | 0               | 20                           | 0                      | 0               | 6              | 2                | 72           |
| TAMU         | 58              | 0               | 0               | 0                            | 0                      | 3               | 5              | 0                | 65           |
| TASC         | 49              | 0               | 0               | 0                            | 0                      | 0               | 2              | 0                | 51           |
| TTST         | 127             | 0               | 0               | 5                            | 0                      | 5               | 5              | 10               | 151          |
| TWST         | 444             | 0               | 0               | 0                            | 0                      | 21              | 15             | 46               | 524          |
| TYES         | 160             | 0               | 0               | 3                            | 0                      | 1               | 2              | 1                | 167          |
| UH           | 4               | 0               | 0               | 0                            | 0                      | 0               | 0              | 0                | 4            |
| UN           | 64              | 0               | 0               | 0                            | 8                      | 5               | 17             | 14               | 106          |
| USA          | 9               | 0               | 0               | 18                           | 0                      | 0               | 1              | 0                | 28           |
| VSST         | 41              | 0               | 0               | 0                            | 0                      | 0               | 2              | 0                | 43           |
| WHAT         | 153             | 0               | 0               | 0                            | 0                      | 0               | 6              | 2                | 161          |
| <b>Total</b> | <b>8052</b>     | <b>0</b>        | <b>0</b>        | <b>343</b>                   | <b>8</b>               | <b>184</b>      | <b>361</b>     | <b>274</b>       | <b>9195</b>  |

TO: LSC General Chairs  
LSC Permanent Offices  
LSC Officials Chairs – Please distribute to all officials in your LSC; you can get a list of their email addresses from your LSC office or registration chair  
USA Swimming Club Contacts  
USA Swimming Coach Members

FROM: Jay Thomas, Rules & Regulations Committee Chair  
Cecil Gordon, Safe Sport Committee Chair  
Jim Holcomb, Officials Committee Chair  
Kelley Otto, Athletes' Executive Vice President  
Dan McAllen, Program Operations Vice President  
Robert Broyles, Administration Vice President

DATE: March 25, 2015

At the 2014 USA Swimming House of Delegates meeting, the House passed R-9 which changed the sanctioning requirement for meets:

202.2 REQUIREMENTS FOR SANCTION — Sanctions are issued, withheld or withdrawn in accordance with the following regulations:

.1-.8 [no changes]

.9 Application for sanction must be accompanied by a copy of the complete meet announcement which must include the following:

A-H [no changes]

I. The following statement: "Changing into or out of swimsuits other than in locker rooms or other designated areas is prohibited."

The Rules and Regulations Committee, working in conjunction with the Safe Sport Committee, Athletes' Executive Committee and Officials' Committee agreed on the following definition of "Deck Changing":

***Deck Change - Changing, in whole or in part, into or out of a swimsuit (excluding a drag suit) in an area other than a permanent or temporary locker room, bathroom, changing room or other space designated for changing purposes while at a practice, competition, or other pool-related activity.***

It is important to note that although the House changed the wording in article 202.2.9.I to "prohibit" deck changing, it had the opportunity to but did not specify a penalty for a swimmer performing a deck change. We are put in a position where LSCs and officials are left with no direction regarding what, if any, penalty should be levied against an athlete observed deck changing. The risk here is that there will be varying degrees of enforcement of 202.2.9.I. In the first three months of this year we have seen exactly that.



It is the consensus of the Rules and Regulations, Safe Sport, Athletes' Executive and Officials' Committees that the preferred approach to dealing with deck changing is to view the change in 202.2.9.I as the House's desire for a paradigm shift regarding deck changing: what was once considered acceptable is now unacceptable in the sport. Our focus should be on educating our members that deck changing is not acceptable and can put our athletes at risk. The consensus of these committees is that LSCs should be encouraged not to adopt a punitive approach to enforcing this provision of our rules but rather work collaboratively with coaches to stop instances of deck changing across the sport.

The following is provided for LSCs consideration:

1. Officials' eyes should be on the pool – not looking for swimmers who might be deck changing.
2. Should deck changing be observed, officials should not attempt to intervene to stop it, but rather note the gender and team of the swimmer as well as the location of the deck change. Report this information to the Referee when time permits. The Referee should work with the Meet Director and/or facility staff to communicate with the coach of the swimmer(s) that were deck changing. This communication should provide the information and ask for the coach's cooperation to get the swimmers to change in the designated areas in the facility.
3. Meet Directors and Referees should ensure that the Meet Marshalls and host facility staff are aware that swimmers should only be changing in designated changing facilities. Meet Marshalls and facility staff should not intervene directly with swimmers that are deck changing; rather, they should note the gender and team of the swimmer as well as the location of the deck change and deal directly with the coach in question.
4. If the coach of the swimmer(s) is uncooperative regarding requests to comply with getting swimmers to change in the designated changing areas, report details of the instance to the LSC Safe Sport Chair and General Chair for follow-up.

Hopefully this guidance provides LSCs, coaches, officials, athletes and their families a starting point for a discussion on how we can affect increased athlete safety and security by eliminating deck changing in our sport.

TPC Meeting Minutes  
April 22nd

|                  |         |
|------------------|---------|
| Laura Davis      | SSAN    |
| Mark Martinez    | NOCH    |
| Paige Sikkema    | NOCH    |
| Dusti See        | MARC    |
| Jim Crampton     | SHARKS  |
| Lindsie Micko    | FCST    |
| Charlie Fry      | BTA     |
| Donna Dormiani   | RICE    |
| Sean Dormiani    | Athlete |
| Derek Theiks     | AMBU    |
| Megan Dickson    | MAC     |
| Mike McCauley    | PACK    |
| Henry Clark      | AGS     |
| Steve Roth       | AMBU    |
| Greg Orphanides  | COOG    |
| Eddie Adams      | LSST    |
| Michael nordmann | CFSC    |
| Jack Madden      | CFSC    |
| Joel Beard       | DADS    |
| Rey Aguilar      | DADS    |

1. Discus 2015 Sr. Champs meet layout/time standards
  - a. Recommendation from the TPC is to start Gulf Sr. Champs on Thursday evening with the 1000 Free events and then also the 800 Free Relay.
    - i. This will lessen the load on Friday and Saturday so that Sunday we might move some events around to help with that day.
    - ii. Also it was asked to create tougher time standards for the 400 and over events. This will be looked into if this passes.
2. Decide on meet bids
  - a. All hosts are listed on the Bids form.
3. Items to look into for format meeting to make the amount of hosts and who is hosting possibly work better
  - a. January - look into Ambush either hosting the meet later or possibly only having one session to make it easier on the teams going there.

- b. April - look into the 400 fr for 11-12 on Friday, this is if adding a 4th site might not help out Friday.
- c. Short Course Champs III- Look into having this meet have a shorter timeline.

1. Other Items?

i. Look into gulf sponsored developmental meets.

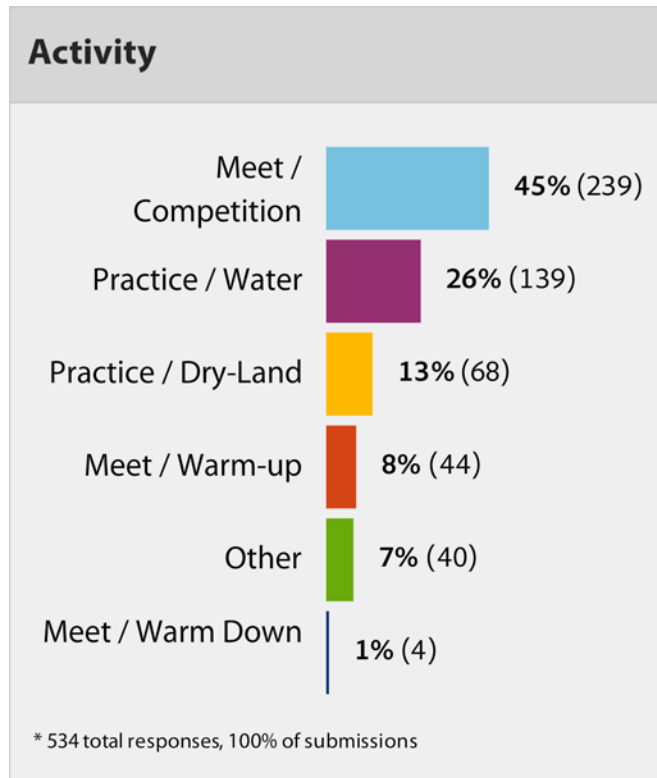
- 1. TPC will look into seeing how developmental meets should fit in for the summer so that swimmers who should not be swimming LC can swim SCY.

**Gulf 2015-2016 Short and Long Course Schedule**

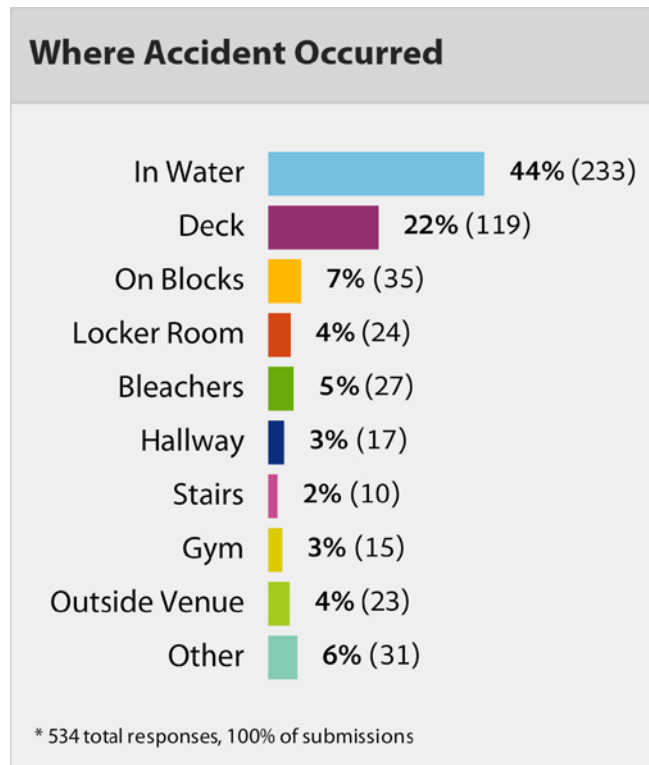
| Wk | Dates        |       | Gulf Meets             | Groups       | Gulf Hosts   | Facility                    |
|----|--------------|-------|------------------------|--------------|--------------|-----------------------------|
| 1  | September    | 5-6   |                        |              |              |                             |
| 2  |              | 12-13 |                        |              |              |                             |
| 3  |              | 19-20 |                        |              |              |                             |
| 4  |              | 26-27 |                        |              |              |                             |
| 5  | October      | 4     | Gulf Open Water Champs | 1            | RICE         |                             |
|    |              |       | Gulf Open Meet         | 5            | PACK         | Klein High School           |
|    |              | 10-11 |                        |              | MAC          | Magnolia AQ Cnt.            |
|    |              |       |                        |              | DADS         | Emmons NAT                  |
|    |              |       |                        |              | FCST         | FBISD Training Pool         |
| 6  |              |       |                        |              | SSAN         | Klein Oak                   |
|    |              |       | Senior                 | 1            | MARC         | Montgomery ISD              |
| 8  |              | 24-25 |                        |              |              |                             |
| 9  |              | 31-1  |                        |              |              |                             |
| 10 | November     | 7-8   |                        |              | PEAK         | Pearland Nat                |
|    |              |       | 5                      |              | BTA          | Kingwood High School        |
|    |              |       |                        |              | MAC          | Magnolia AQ Cnt.            |
|    |              | 14-15 |                        |              | SHRK         | Friendswood                 |
|    |              |       |                        |              | LSST         | Cy Ranch NAT                |
| 11 |              |       |                        |              | KATY         | Katy Nat                    |
| 12 |              | 21-22 |                        |              |              |                             |
| 13 |              | 28-29 |                        |              |              |                             |
| 14 | December     | 3-6   | Gulf Sr.Champs         | 1            | TWST         | CSD Nat                     |
|    |              |       | Fall Champs            | 5            | HCAP         | Johnnie Means swimmign Pool |
|    |              |       |                        |              | CFSC         | Magnolia                    |
|    |              | 4-6   |                        |              | FCST         | FBISD Training Pool         |
|    |              |       |                        |              | PACK         | Klein High School           |
|    |              | LSST  |                        |              | Cy Ranch NAT |                             |
|    |              | 11-13 | Gulf Age Group Champs  | 1            | AGS          | Texas A&M                   |
|    |              |       | 8 and Under Champs     | 3            | TTST         | WW Emmons Nat               |
|    |              |       |                        |              | COOG         | Springbranch ISD            |
|    |              | 12-13 |                        |              | NOCH         | GPISD Nat                   |
| 16 |              | 19-20 |                        |              |              |                             |
| 17 |              | 26-27 |                        |              |              |                             |
| 18 | January 2016 | 2-3   |                        |              |              |                             |
|    |              |       | Gulf Open Meet         | 4            | BTA          | Kingwood High School        |
|    |              |       |                        |              | AMBU         | Lufkin Swim Center          |
|    |              | 9-10  |                        |              | LSST         | Emmons Nat                  |
|    |              |       |                        |              | NOCH         | GPISD Nat                   |
| 20 |              | 16-17 |                        |              |              |                             |
| 21 |              | 23-24 |                        |              |              |                             |
| 22 |              | 30-31 |                        |              |              |                             |
| 23 | February     | 6-7   |                        |              |              |                             |
|    |              | 12-14 | 13 & Over Prelim/Final | 1            | MARC         |                             |
|    |              |       | Short Course Champs II | 6            | COOG         | Springbranch ISD            |
|    |              | 13    |                        |              | SHRK         | Friendswood                 |
|    |              |       |                        |              | ESA          | Summer Creek HS             |
|    |              |       |                        |              | HCAP         | Johnnie Means Swimming Pool |
|    |              |       |                        |              | PACK         | Klein High School           |
|    |              |       |                        |              | MAC          | Magnolia AQ Cnt.            |
|    |              |       | LSST                   | Cy Ranch NAT |              |                             |
|    |              | 19-21 |                        |              | SSAN         | Klein Oak                   |

|    |        |               |                         |      |                     |                     |
|----|--------|---------------|-------------------------|------|---------------------|---------------------|
|    |        |               |                         |      | NOCH                | GPISD Nat           |
| 26 |        | 26-28         | Short Course Champs III | 1    | TWST                | CSD NAT             |
| 27 | March  | 5-6           |                         |      |                     |                     |
| 28 |        | 12-13         |                         |      |                     |                     |
| 29 |        | 19-20         |                         |      |                     |                     |
| 30 |        | 26-27         |                         |      |                     |                     |
| 31 | April  | 2-3           |                         |      |                     |                     |
| 32 |        | 9-10          |                         |      |                     |                     |
|    |        |               | Gulf Open Meet          | 4    | LSST/WHAT           | Fort Bend Practice  |
|    |        |               |                         |      | TWST                | CSD NAT             |
|    |        | 15-17         |                         |      | AGS                 | Texas A&M           |
|    |        |               |                         |      | FCST                | FBISD Training Pool |
| 34 |        | 24            | Open Water Meet         | 1    | RICE                |                     |
| 35 |        | 30-1          |                         |      |                     |                     |
| 36 | May    | 7-8           |                         |      |                     |                     |
|    |        |               | Gulf Open Meet          | 3    | PEAK                | Pearland Nat        |
|    |        | 13-15         |                         |      | LSST/WHAT           | Fort Bend Practice  |
|    |        |               |                         |      | SPA                 | Don Cook Nat        |
| 38 |        | 21-22         |                         |      |                     |                     |
| 39 |        | 28-29         |                         |      |                     |                     |
| 40 | June   | 4-5           |                         |      |                     |                     |
| 41 |        | 11-12         |                         |      |                     |                     |
| 42 |        | 18-19         |                         |      |                     |                     |
|    |        |               | Gulf Open Meet          | 2    | ?                   |                     |
| 43 |        | 24-26         |                         |      | LSST/WHAT           | Fort Bend Practice  |
| 44 | July   | 2-3           |                         |      |                     |                     |
| 45 |        | 8-10          | Gulf Champs             | 1    | TWST                | CSD NAT             |
|    |        |               | B & Under Champs        | 3    | MAC                 | Magnolia AQ Cnt.    |
|    |        |               |                         |      | KATY                | Katy Nat            |
|    |        |               |                         |      | ?                   |                     |
|    |        | Summer Champs | 3                       | PEAK | Pearland Nat        |                     |
|    |        |               |                         | CFSC | FLEET               |                     |
|    |        |               |                         | FCST | FBISD Training Pool |                     |
| 46 |        | 15-17         |                         |      |                     |                     |
| 47 |        | 23-24         |                         |      |                     |                     |
| 48 |        | 30-31         |                         |      |                     |                     |
| 49 | August | 6-7           |                         |      |                     |                     |
| 50 |        | 13-14         |                         |      |                     |                     |
| 51 |        | 20-21         |                         |      |                     |                     |
| 52 |        | 27-28         |                         |      |                     |                     |

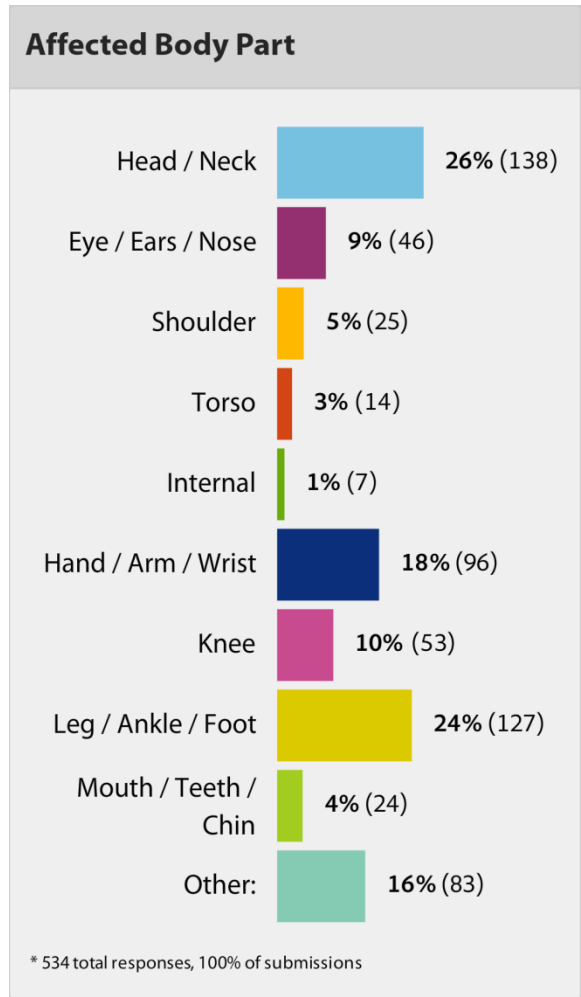
## WHEN ACCIDENTS HAPPEN



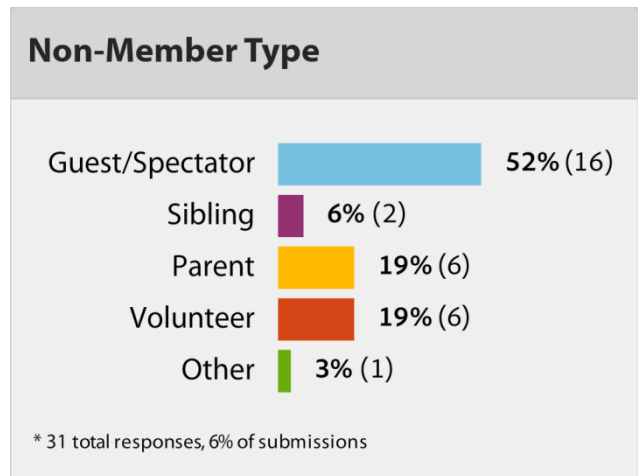
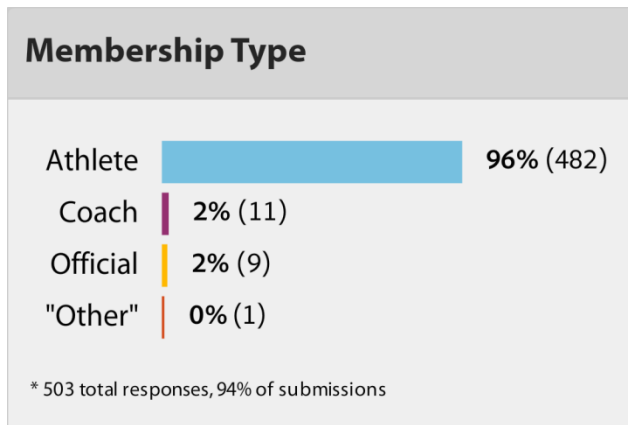
## WHERE ACCIDENTS HAPPEN



## AFFECTED BODY PART



## MEMBER/NON-MEMBER TYPE



Gulf Swimming Publicity Report  
April, 2015

1. 8&U Champs
  - a. Team Champions: Eagle Swim Association, DADS Club Swim Team, Cy-Fair Swim Club
  - b. 723 athletes, 3 sites
2. SC Champs II
  - a. Team Champions: DADS Club Swim Team, Katy Aquatics, First Colony Swim Team, The Woodlands Swim Team, South Shore Sails, Premier Aquatics
  - b. 2823 athletes, 6 sites
3. SC Champs III
  - a. Team Champions: The Woodlands Swim Team
  - b. 1011 athletes, 1 site
4. TAGS
  - a. 35 Gulf Teams Participated
  - b. Top Ten Combined Team Scores: TWST (1<sup>st</sup>), CFSC (5<sup>th</sup>), BTA (7<sup>th</sup>), PACK (9<sup>th</sup>), DADS (10<sup>th</sup>)
5. NCSA Junior National Champs
  - a. Teams Participating: The Woodlands Swim Team, Aggie Swim Club, Magnolia Aquatic Club, DADS Club Swim Team, South Shore Sails, Pearland Aquatics, Texas Terrapins Swim Team, Houston Swim Club,
  - b. Lucie Nordmann, Joy Field, Colin Murphy Qualify for NCSA sponsored All-Star trip to Irish Open.
6. NASA Junior National Champs
  - a. Teams Participating: Blue Tide Aquatics, First Colony Swim Team
  - b. Team Champions: First Colony Swim Team
7. NASA Showcase Classic
  - a. Teams Participating: Aquastar, First Colony Swim Team, West Houston Aquatic Team
8. Gulf Open Water All Star Trip
  - a. Thank you to Seth Houston (RICE) & Mike Robinson (ESA) for leading the trip.
  - b.



# GULF Swimming Board of Directors Meeting

---

*April 28, 2015*

## **Report from Camp Coordinator- Mandy Norris**

### **Catch the Spirit Camp- March 28, 2015**

Our spring 2015 Catch the Spirit Camp was held Saturday, March 28<sup>th</sup>, at the WW Emmons Natatorium in Spring Branch. We had 52 athletes attend. This number is the exact same as the number of athletes who attended last year's spring Catch the Spirit Camp.

Discussions were had amongst the attending coaches as to how to increase these numbers:

- Holding the camp at a different location (north & south) so there is less of a drive for attending athletes and their families
- Releasing the camp date earlier and including it on the GULF Swimming short course calendar
- Engaging the GULF coaches to promote the camp to their developmental athletes
- Heat sheet ads

Any other suggestions are welcome. Please email Mandy at [gulfswimcamps@gmail.com](mailto:gulfswimcamps@gmail.com).

### **Diversity Camp**

There is an interest among GULF coaches for our LSC to host a diversity camp. Two coaches have already offered to be involved as part of the staff. I will contact USA Swimming for more information, so we can model it after the National Diversity camp. Preliminary thoughts are to make it a weekend event (Friday-Sunday) with training, team building, and educational aspects. We would market the camp to our intermediate athletes ages 12-18.

I will need some feedback from the coaches meeting on April 29<sup>th</sup>:

- What time standards would we use for athletes to qualify
- A good time of the year for this level of athlete to participate

## Nominating Committee Report 2015

| Position                             | Nominee                                     |
|--------------------------------------|---|
| General Chair                        | Henry Clark                                 |
| Administrative Vice-Chair            | Jason Wedlick                               |
| Secretary                            | Jennie Shamburger                           |
| Finance Vice-Chair                   | Tim Bauer                                   |
| Treasurer                            | Tom Hasz                                    |
| Senior Vice-Chair                    | Charlie Fry                                 |
| Age Group Vice-Chair                 | Laura Koch Davis                            |
| Athlete Registration Coordinator     | Annette Leach                               |
| Non-Athlete Registration Coordinator | Eddie Adams                                 |
| Officials Committee Chair            | Andrea Walin                                |
| Technical Planning Committee Chair   | Joel Beard                                  |
| Safety Coordinator                   | Travis Sandifer                             |
| Coaches' Representative              | <i>[Nominated by the Coaches Committee]</i> |
| At-Large Board of Directors          | Jim Crampton                                |
|                                      | Falon Hopkins                               |
|                                      | Jack Maddan                                 |
|                                      | Mike Robinson                               |
|                                      | Paige Sikkema                               |
|                                      |   |
| Board of Review Members              | Tim Bauer                                   |
|                                      | Charlie Fry                                 |
|                                      | Lindsie Micko                               |
|                                      | Sharon Power                                |
| Board of Review Alternate            | Mike Nordmann                               |
| Board of Review - Athletes           | Alicia Finnigan                             |
|                                      | Junior Athlete Rep-Elect                    |

## Gulf Swimming Executive Director – Job Posting

Gulf Swimming is seeking to fill the position of Executive Director to meet the administrative needs of its growing organization. Interested candidates should send a cover letter and resume including references to Henry Clark at [clark@comp.tamu.edu](mailto:clark@comp.tamu.edu). The search committee will review all applications and determine who will be asked to participate in an interview process.

**Title:** Gulf Swimming Executive Director

**Start Date:** August 2015 - TBD

**Experience:** College education, minimum 3 years of experience working with a club or LSC administration within the USA-S organization. Must have experience with financial aspects of business including 3 years of experience with non-profit organizations. Must have experience with the USA-S SWIMS database and its registration functions. Must be willing to travel in/out of state for meetings as needed including the annual USAS Convention.

**Job Description:** To conduct the daily business of Gulf Swimming including, primarily answering questions from clubs and members, and solving problems. These functions include (but not limited to): main phone contact for LSC, main email contact for LSC, permanent contact for USA Swimming, contact for other LSCs, provide assistance to Board Members (see details below), sanctions, backup to NTV Coordinator, assistant Treasurer, LEAP contact, attend appropriate workshops offered by USA Swimming, liaison for Gulf Swimming Executive Committee, liaison for all standing and ad hoc committees.

The Executive Director would report directly to the General Chairman and must be a non-voting member of the Board of Directors and House of Delegates of Gulf Swimming. The Executive Director shall support to the Board of Directors and Coordinators as follows:

**Registration:** serve as the assistant/back-up Registrar especially during peak seasonal times

**Meet Sanctions:** assist the Sanction Coordinator in reviewing meet announcements

**Technical Planning:** assist the Technical Planning Chairman in the organization of the annual meet schedule, formats and division of teams at Gulf hosted meets.

**Officials Chairman:** assist the Officials Chairman in the tracking and ranking of the LSC's officials.

**Camps and LSC Awards Banquet:** assist the in the planning and execution of the LSC's sponsored camps and annual awards banquet.

**LSC Athlete Travel Trips:** assist in the planning of LSC trips such as Zones and NACC.

**Financial:** assist in the financial reviews of the LSC as requested by the Financial Vice-Chair and Treasurer.

**Website and Information:** assist the webmaster in maintaining the LSC's website and updating various forms including LSC/club information and the LSC handbook.

**Salary:** up to \$50,000/year, part-time working from home office. Salary shall commensurate with experience.

**Timeline:**

- Board approval of job posting: April – May 2015
- Position posted on Gulf and USA-S website: May 2015
- Applications reviewed and list of candidates formed: June 2015
- Interview process: June – July 2015
- Final candidate presented to the Board of Directors for approval: July 2015
- Offer made, agreement formed: early August 2015